

## Week Ending 6<sup>th</sup> January 2012

This week has been very interesting, we had 3 entries and 0 exits during the week. All of the entries were shorts.

It is a negative looking week coming up and this is an advantage of being able to Trade CFD's – you can make a profit on falling prices

Have a great week all

### Australian Stock Exchange:

#### Currency – AUD\$

Entries: David Jones, Invocare & Mirabella Nickel

Exits: Nil

The colour coding we are currently using is as follows:

Amended orders or stops

Retained Orders or stops – no change

New working orders

Immediate action required

Short Sell

### Open Positions

Stops: Old Action New

#### Amended

|                      |     |       |       |        |
|----------------------|-----|-------|-------|--------|
| Acrux Limited        | ACR | 3.232 | Amend | 3.141  |
| Aditya Birla         | ABY | 0.811 | Amend | 0.775  |
| CSR Limited          | CSR | 2.212 | Amend | 2.123  |
| David Jones          | DJS | 2.844 | Amend | 2.679  |
| Harvey Norman        | HVN | 2.068 | Amend | 1.994  |
| Hastings Diversified | HDF | 1.734 | Amend | 1.842  |
| Industrea            | IDL | 1.174 | Amend | 1.111  |
| IMF Australia Ltd    | IMF | 1.383 | Amend | 1.376  |
| Mincor               | MCR | 0.772 | Amend | 0.7334 |
| Mirabella Nickel     | MBN | 1.359 | Amend | 1.335  |

|                 |     |       |       |       |
|-----------------|-----|-------|-------|-------|
| Newcrest Mining | MCN | 34.30 | Amend | 33.74 |
| Paladin Energy  | PDN | 1.635 | Amend | 1.537 |

## Retained

|                   |     |       |        |       |
|-------------------|-----|-------|--------|-------|
| Alumina           | AWC | 1.42  | Retain | 1.42  |
| APN News & Media  | APN | 0.91  | Retain | 0.91  |
| Invocare          | IVC | 7.574 | Retain | 7.574 |
| Specialty Fashion | SFH | 0.64  | Retain | 0.64  |

## Cancelled Orders

### Toll Holdings

## Working Orders

| Commodity | Code | Direction | Entry | Stop |
|-----------|------|-----------|-------|------|
|-----------|------|-----------|-------|------|

## Amended

|                            |     |      |       |       |
|----------------------------|-----|------|-------|-------|
| Australia Infrastructure   | AIX | Buy  | 2.059 | 1.941 |
| Ampella Mining             | AMX | Sell | 1.441 | 1.569 |
| BHP Billiton Ltd           | BHP | Sell | 32.71 | 34.65 |
| Challenger Financial Group | CGF | Sell | 3.88  | 4.18  |
| Charter Hall Office        | CQO | Buy  | 3.73  | 3.61  |
| GUD Holdings               | GUD | Sell | 6.768 | 6.912 |
| Henderson Group            | HGG | Sell | 1.475 | 1.625 |
| IINet                      | IIN | Buy  | 2.996 | 2.804 |
| Oceana Gold                | OGC | Sell | 1.682 | 2.038 |
| Rio Tinto                  | RIO | Sell | 56.43 | 60.61 |
| Spotless Group             | SPT | Buy  | 2.54  | 2.46  |
| TAP Oil                    | TAP | Sell | 0.51  | 0.57  |
| Woodside Petroleum         | WPL | Sell | 29.00 | 30.52 |

# Retained

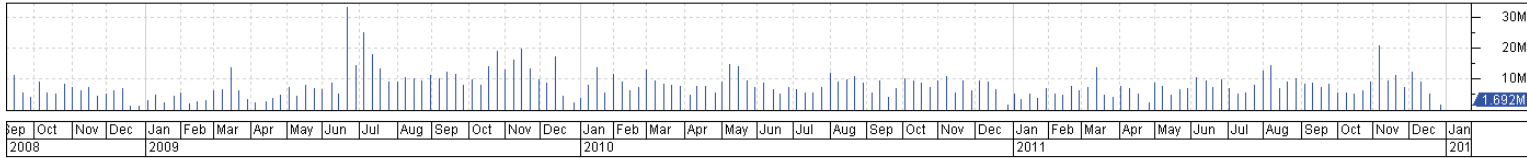
Nil

# New

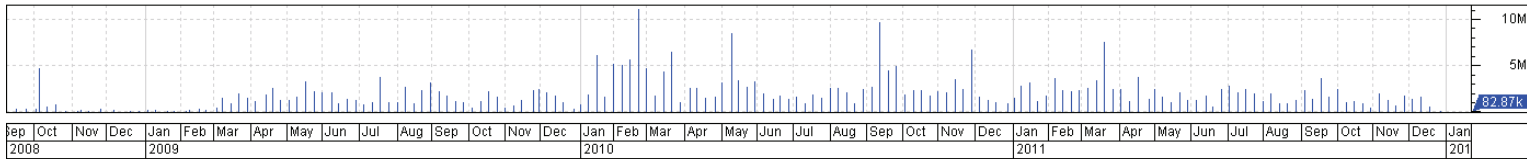
|                      |     |      |       |       |
|----------------------|-----|------|-------|-------|
| Ardent Leisure Group | AAD | Sell | 0.985 | 1.045 |
| ASG Group            | ASZ | Buy  | 0.913 | 0.887 |
| Perseus Mining       | PRU | Sell | 2.048 | 2.512 |
| Santos Ltd           | STO | Sell | 11.56 | 12.50 |

# Charts

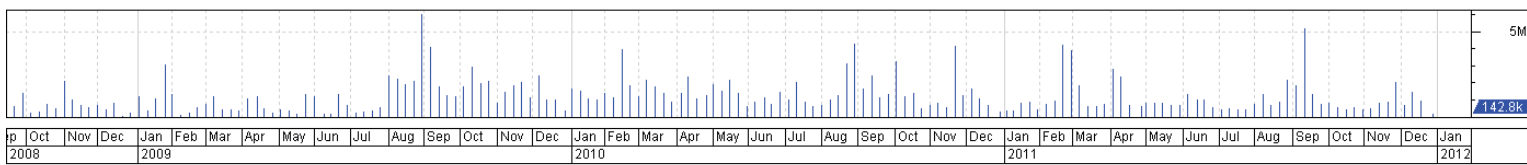
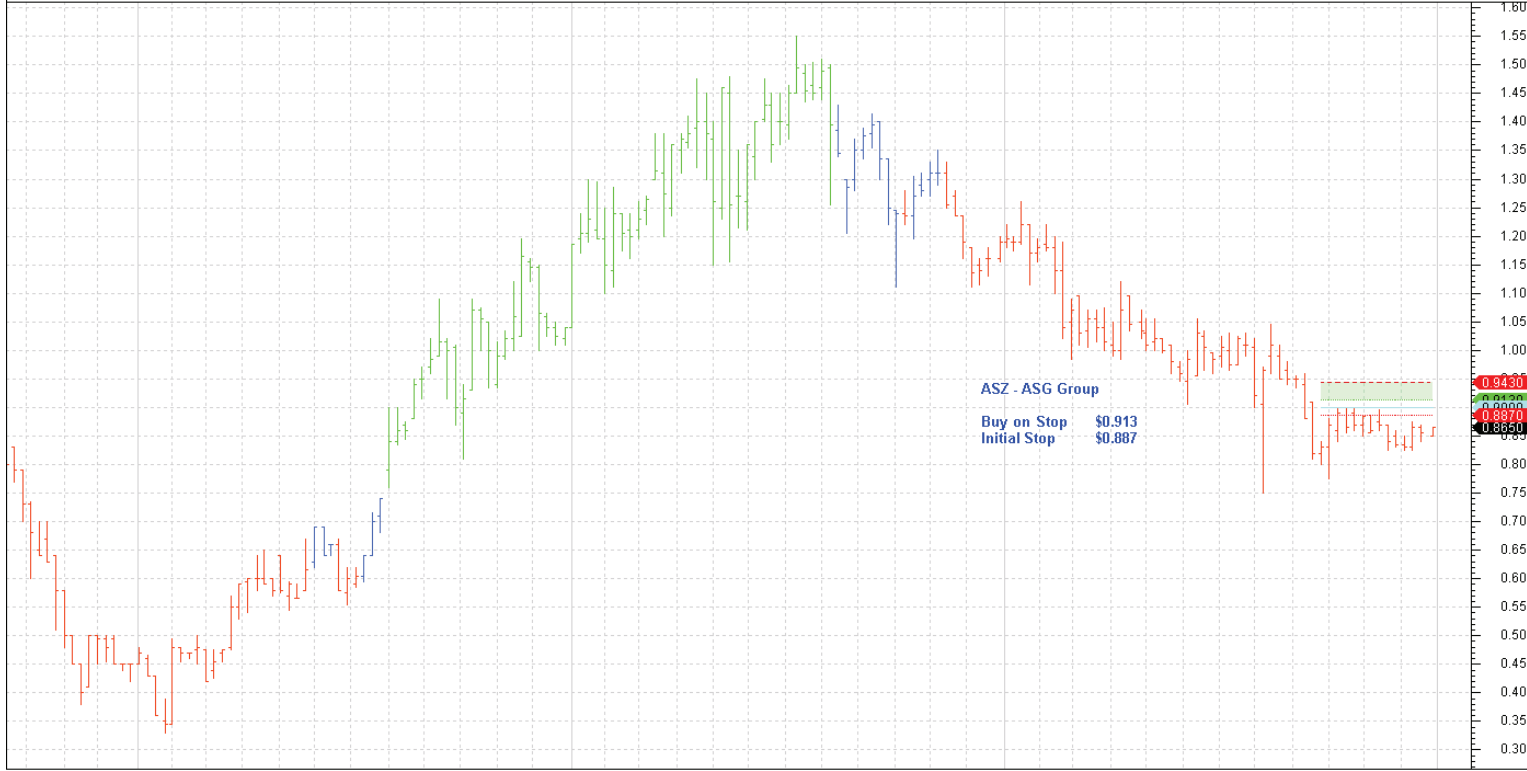




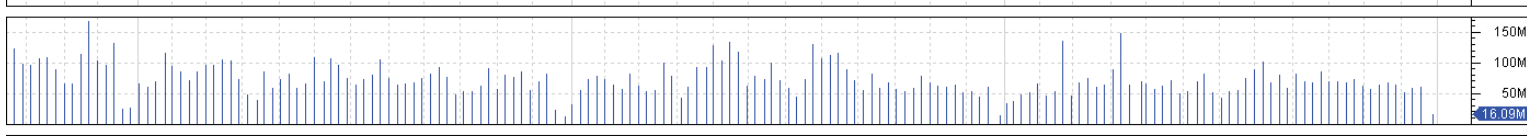
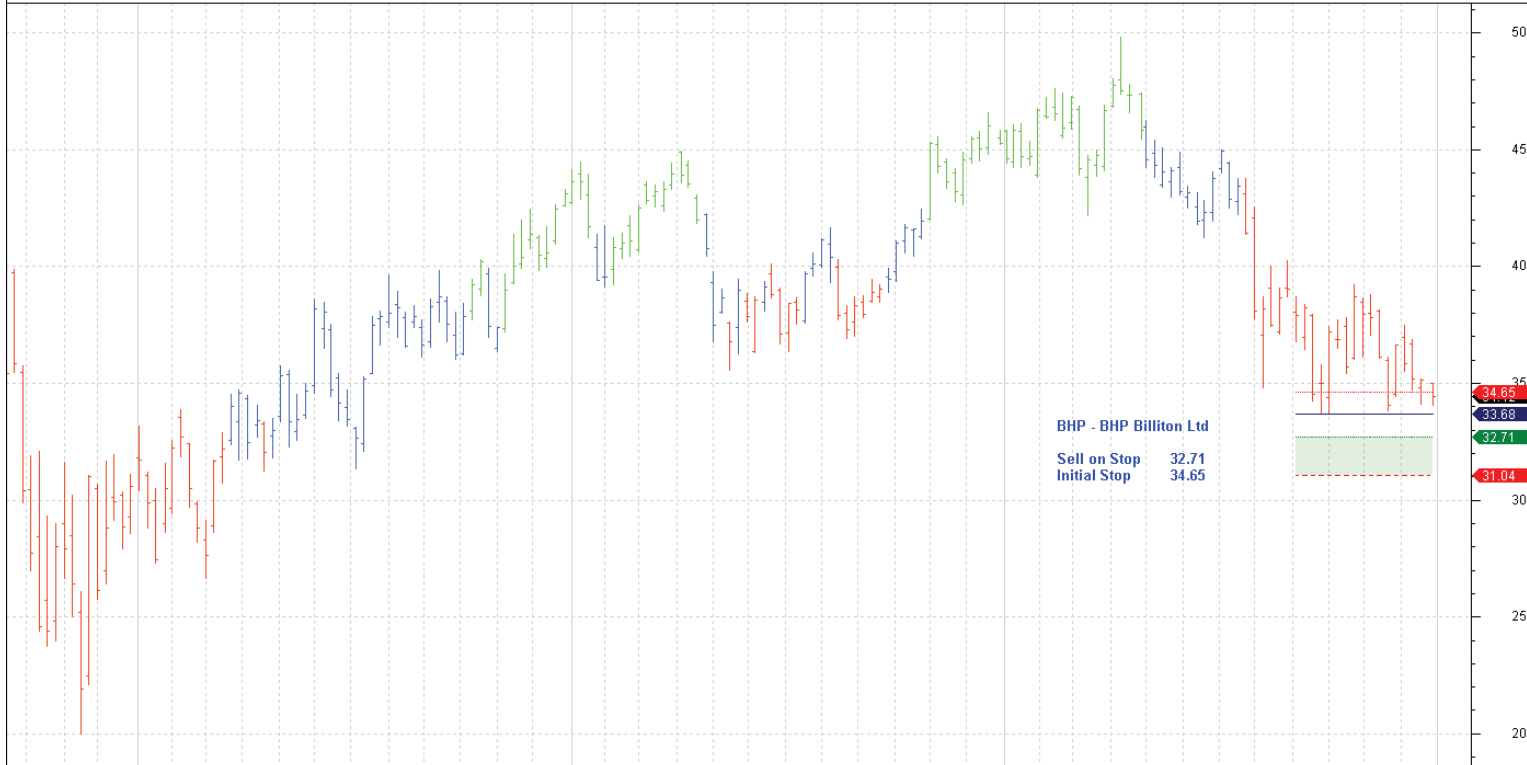
Sep | Oct | Nov | Dec | Jan | Feb | Mar | Apr | May | Jun | Jul | Aug | Sep | Oct | Nov | Dec | Jan | Feb | Mar | Apr | May | Jun | Jul | Aug | Sep | Oct | Nov | Dec | Jan | 2008 | 2009 | 2010 | 2011



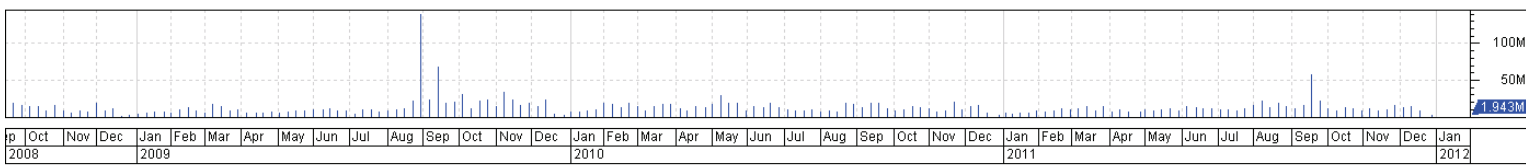
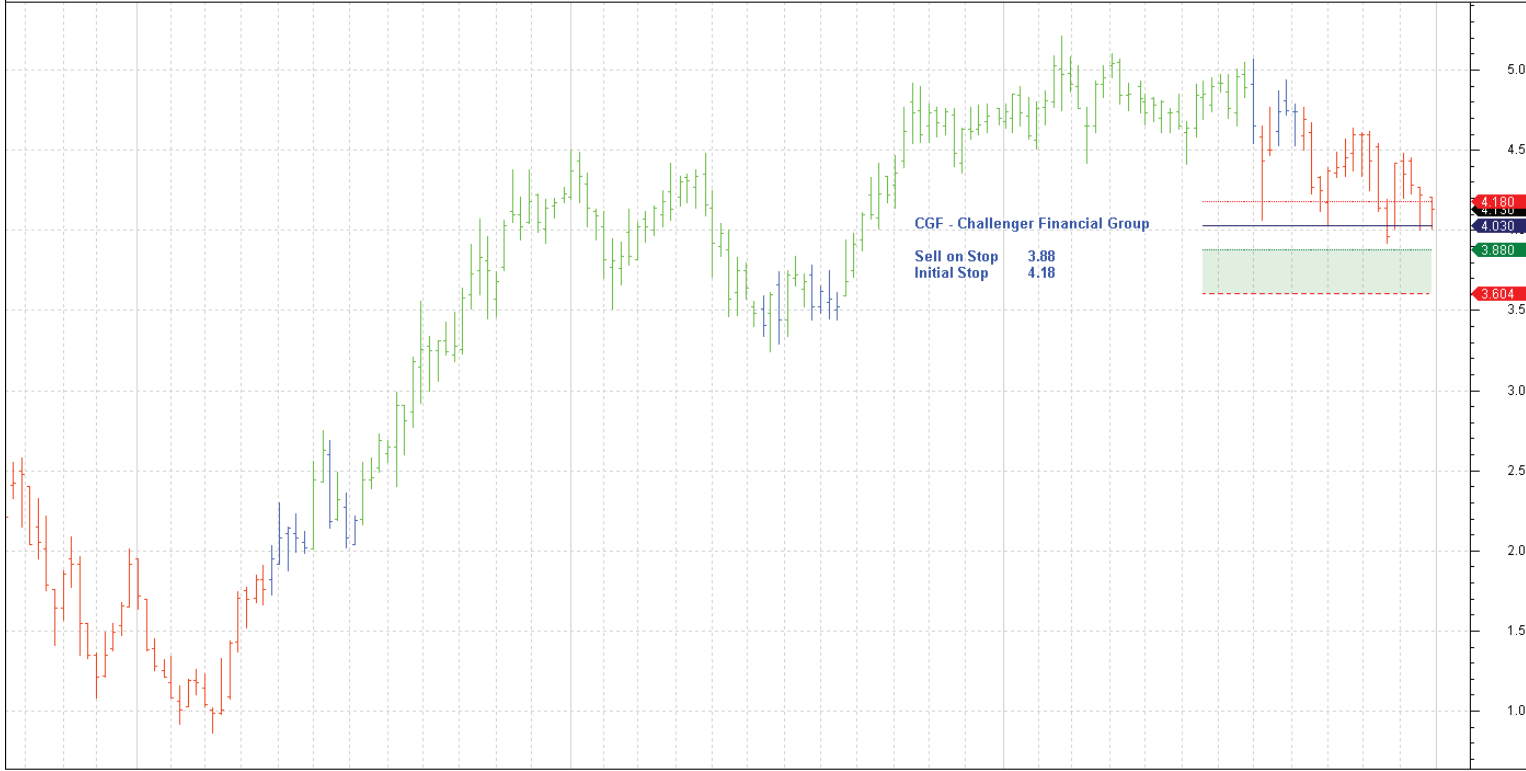
Sep | Oct | Nov | Dec | Jan | Feb | Mar | Apr | May | Jun | Jul | Aug | Sep | Oct | Nov | Dec | Jan | Feb | Mar | Apr | May | Jun | Jul | Aug | Sep | Oct | Nov | Dec | Jan | 2008 | 2009 | 2010 | 2011



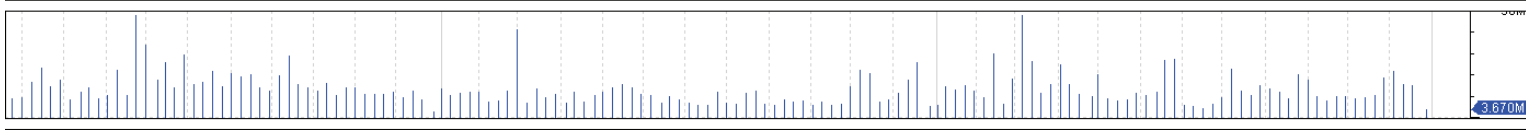
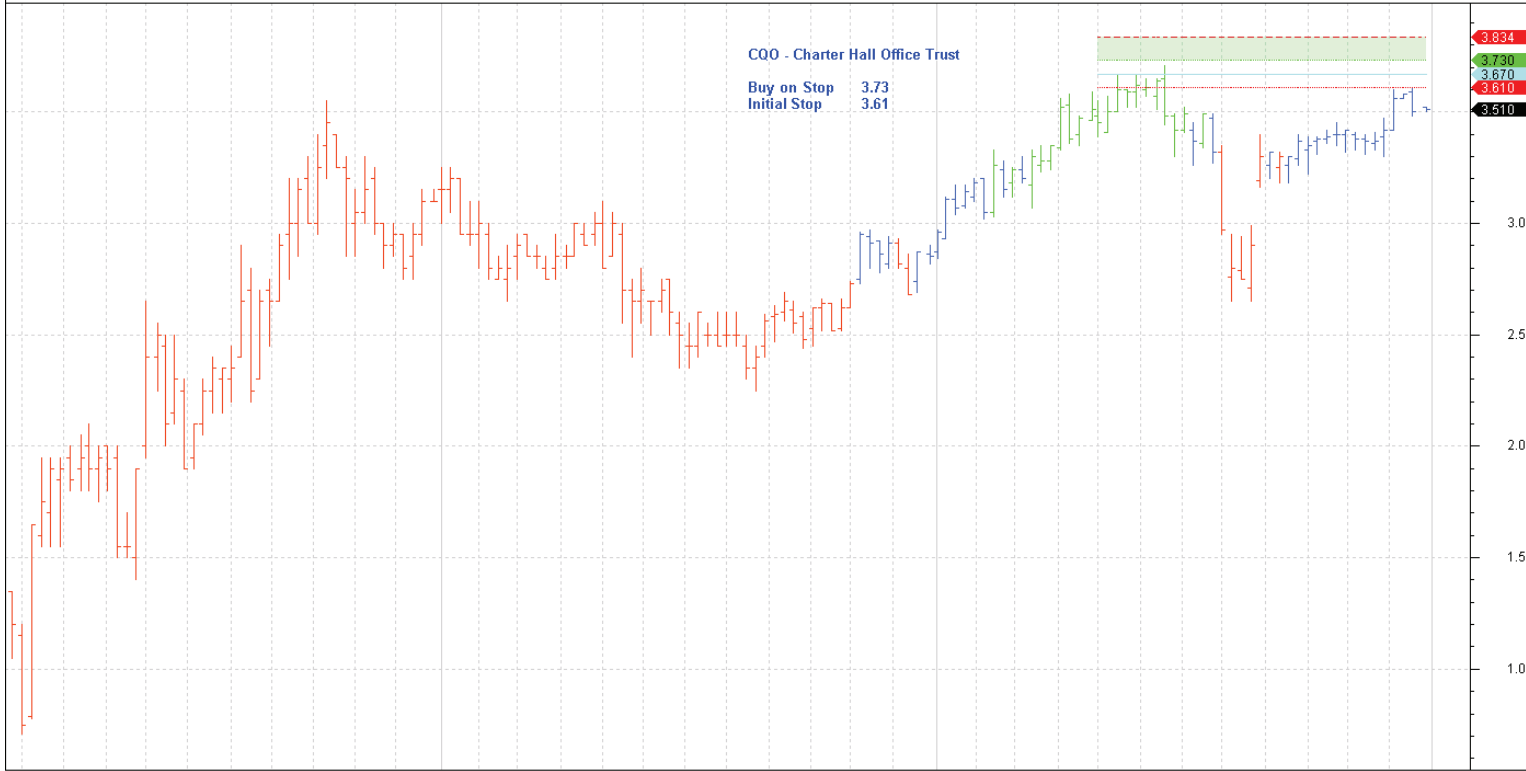
p | Oct | Nov | Dec | Jan | Feb | Mar | Apr | May | Jun | Jul | Aug | Sep | Oct | Nov | Dec | Jan | Feb | Mar | Apr | May | Jun | Jul | Aug | Sep | Oct | Nov | Dec | Jan | 2008 | 2009 | 2010 | 2011 | 2012



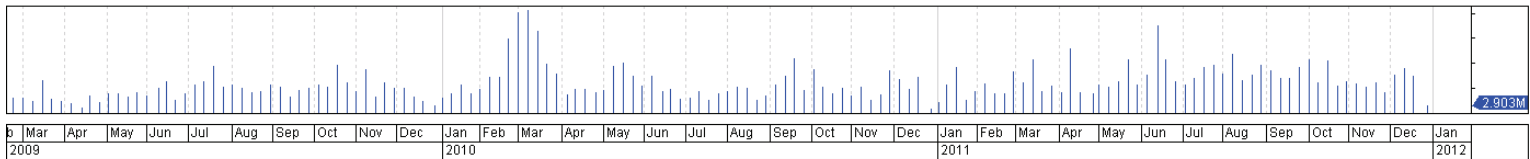
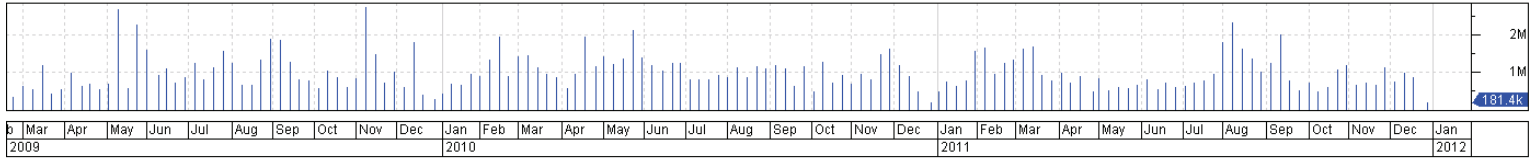
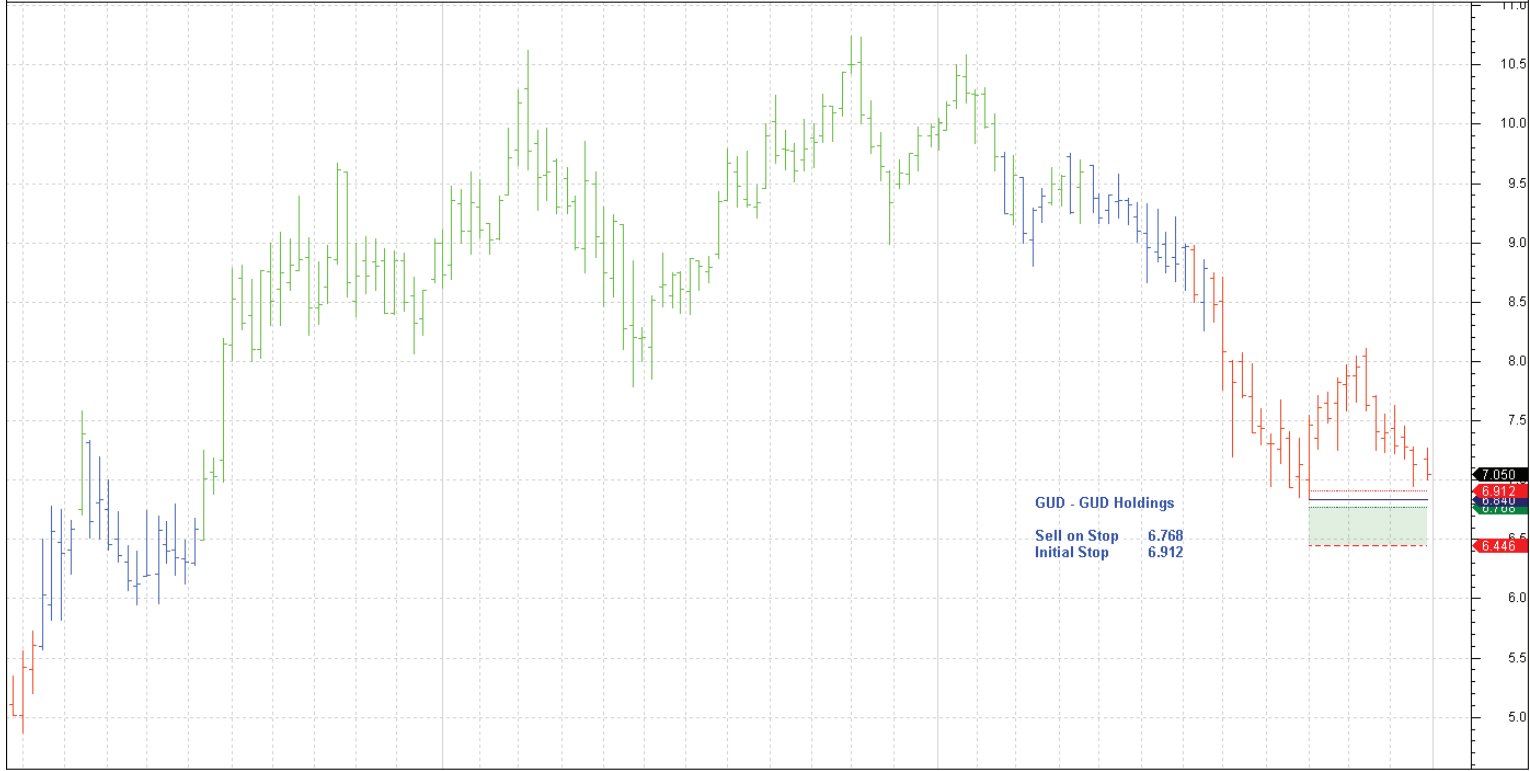
p | Oct | Nov | Dec | Jan | Feb | Mar | Apr | May | Jun | Jul | Aug | Sep | Oct | Nov | Dec | Jan | Feb | Mar | Apr | May | Jun | Jul | Aug | Sep | Oct | Nov | Dec | Jan | 2008 | 2009 | 2010 | 2011 | 2012

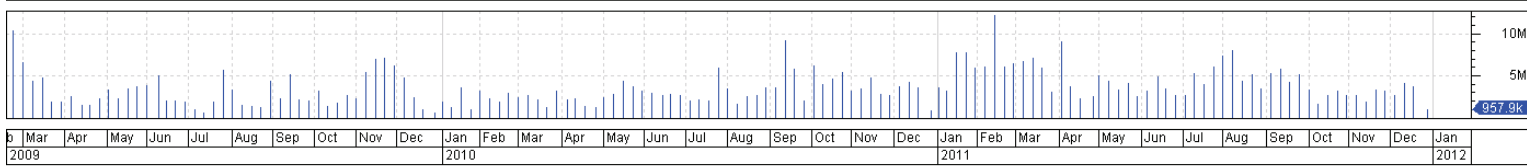
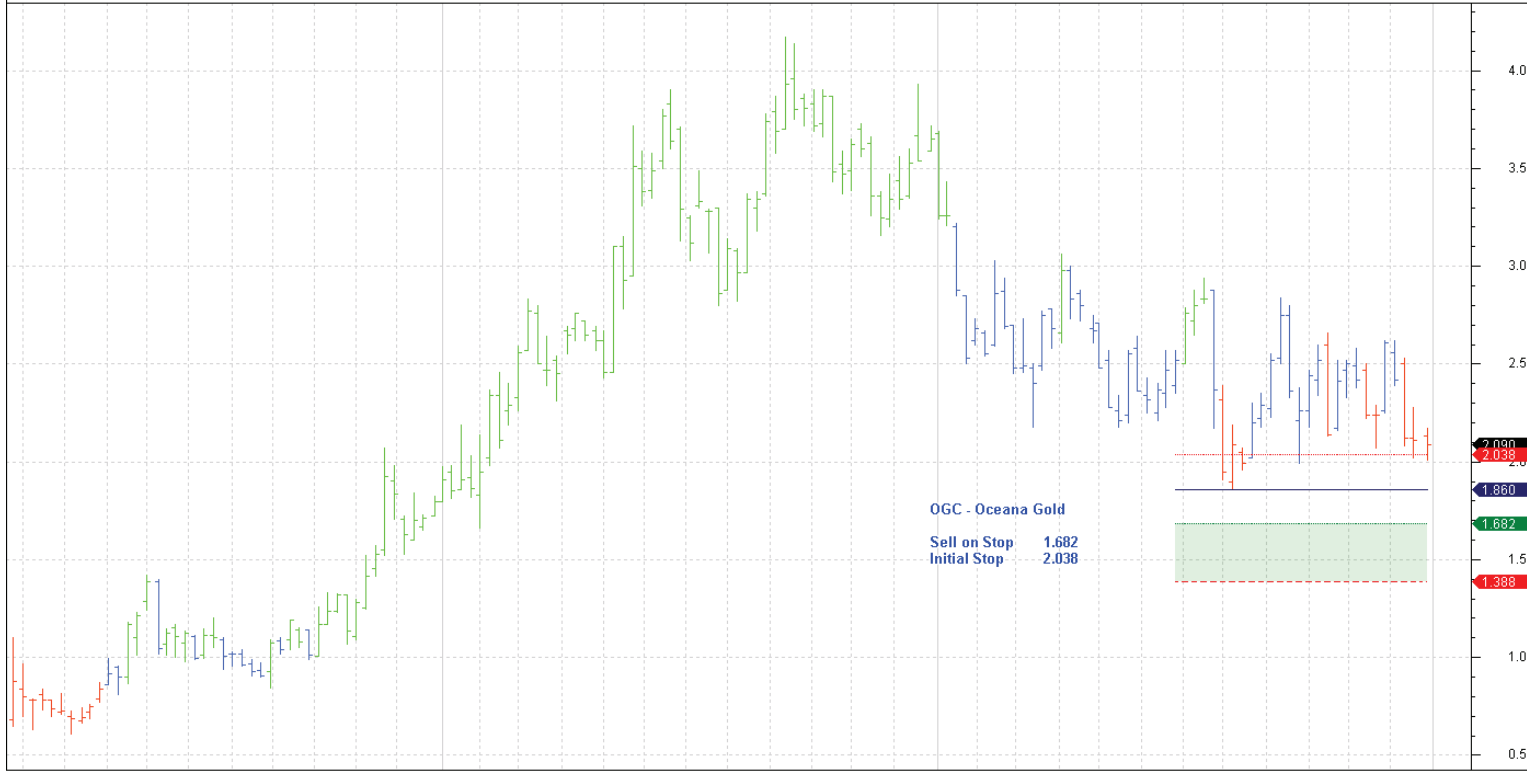
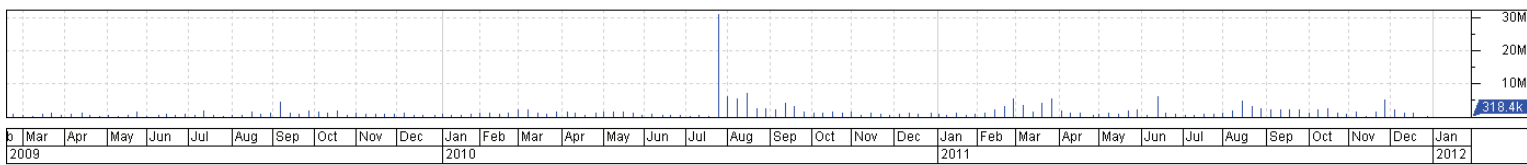
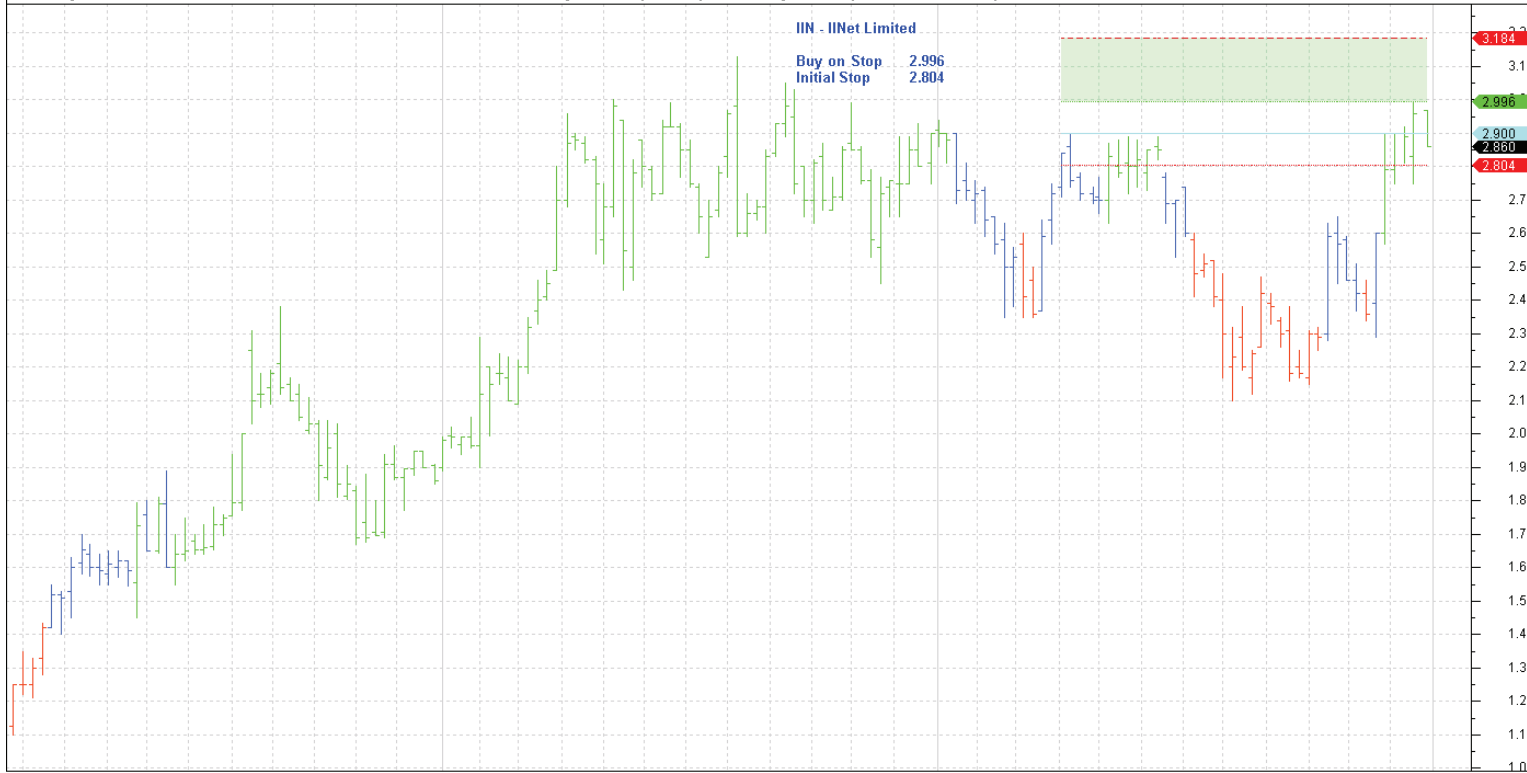


p | Oct | Nov | Dec | Jan | Feb | Mar | Apr | May | Jun | Jul | Aug | Sep | Oct | Nov | Dec | Jan | Feb | Mar | Apr | May | Jun | Jul | Aug | Sep | Oct | Nov | Dec | Jan | 2008 | 2009 | 2010 | 2011 | 2012

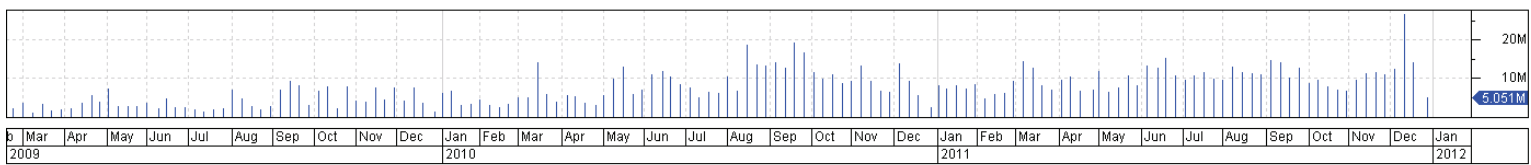
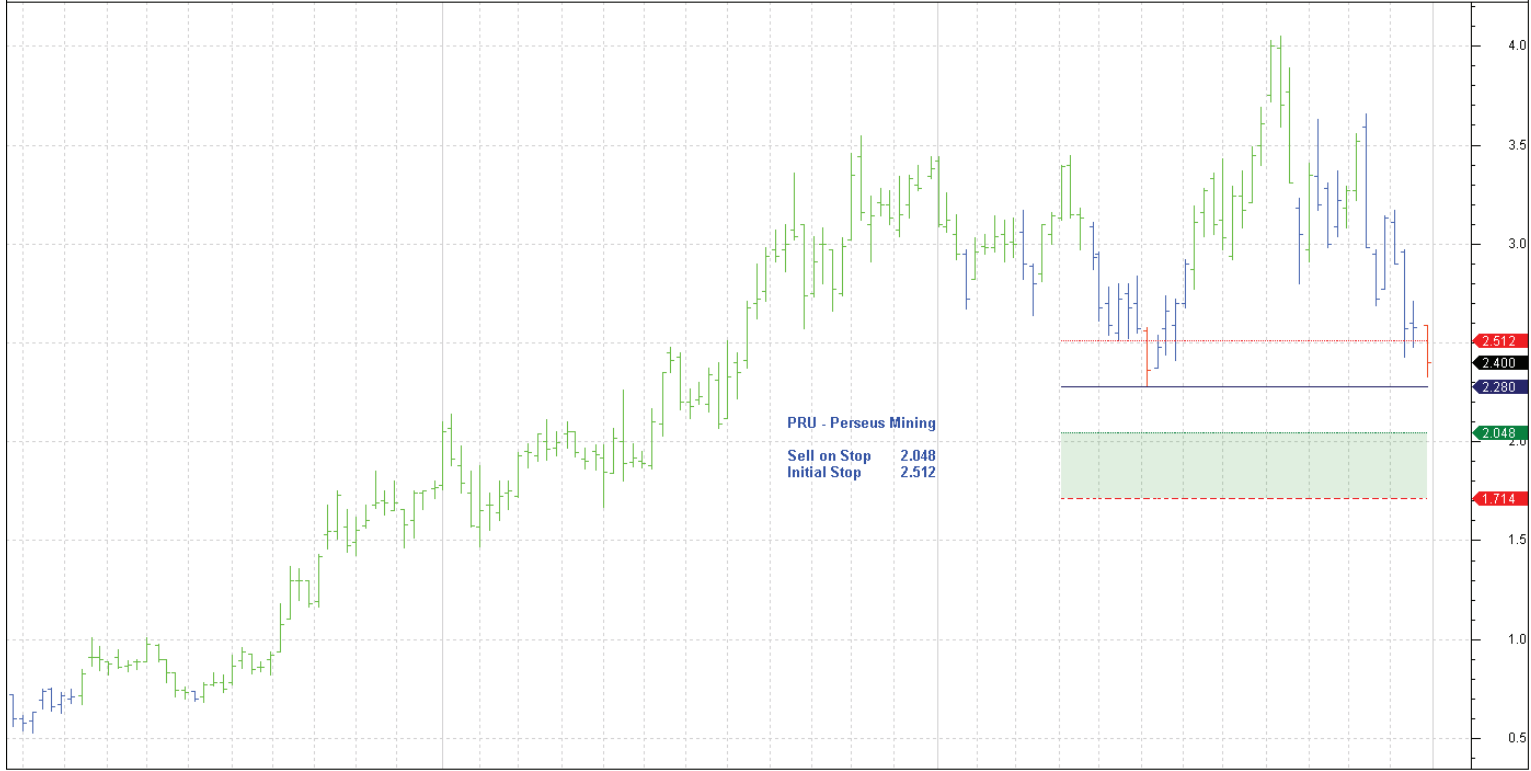


p | Mar | Apr | May | Jun | Jul | Aug | Sep | Oct | Nov | Dec | Jan | Feb | Mar | Apr | May | Jun | Jul | Aug | Sep | Oct | Nov | Dec | Jan | 2009 | 2010 | 2011 | 2012

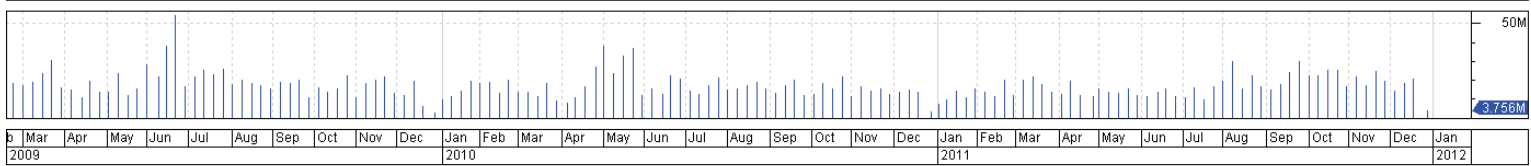
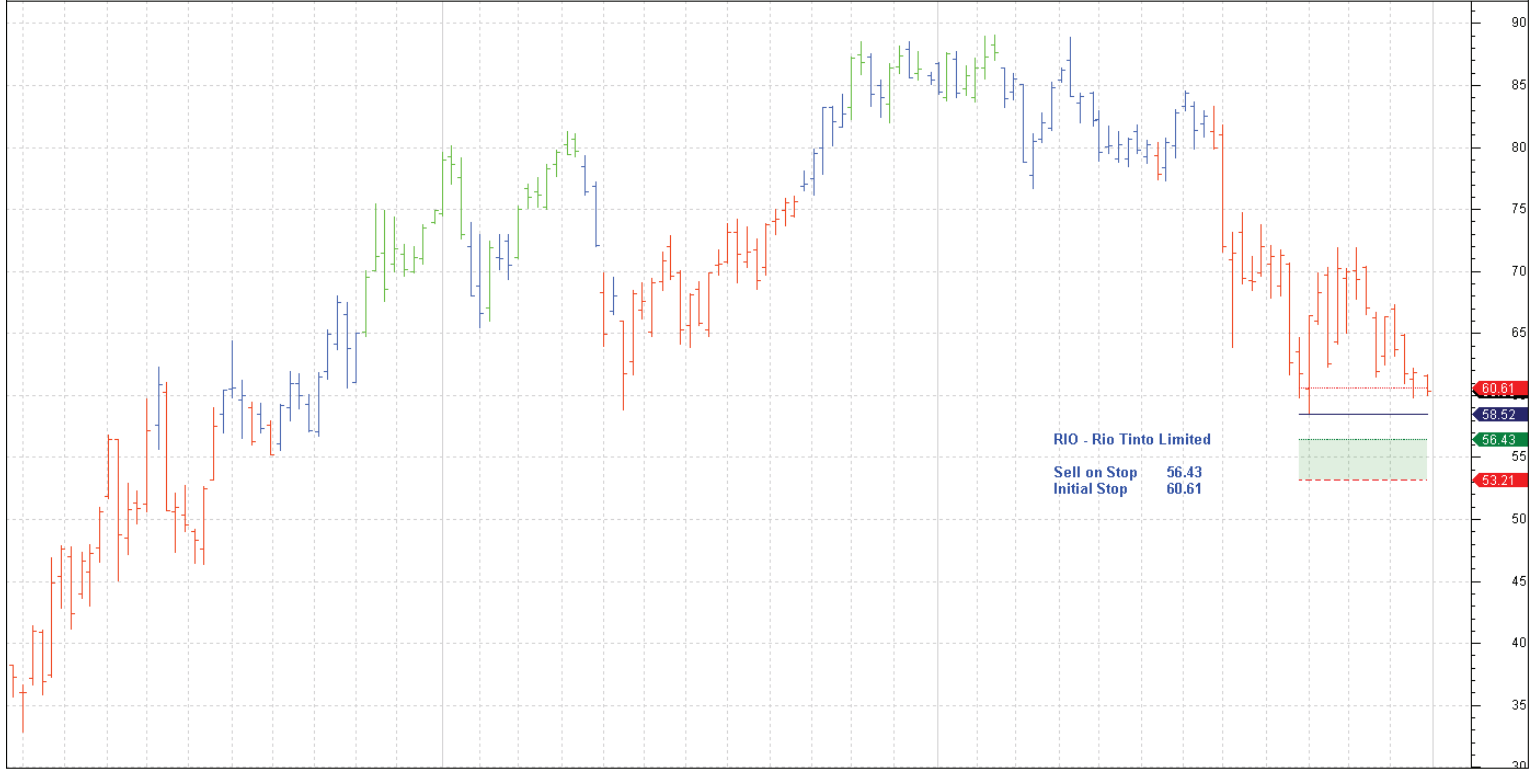








Mar 2009 Apr May Jun Jul Aug Sep Oct Nov Dec 2010 Jan Feb Mar Apr May Jun Jul Aug Sep Oct Nov Dec 2011 Jan 2012



Mar 2009 Apr May Jun Jul Aug Sep Oct Nov Dec 2010 Jan Feb Mar Apr May Jun Jul Aug Sep Oct Nov Dec 2011 Jan 2012

