

# DAILY FUTURES

## Monday 8th December 2014

Currencies – EUR, GBP, USD

---

There are 0 new orders for today.

---

### Entries:

### Exits:

The colour coding we are currently using is as follows:

Amended orders or stops

Retained Orders or stops – no change

New working orders

Immediate action required

Short Sell

## OPEN POSITIONS:

**ROLLOVERS: Code Contract ACTION Action NEW Expiry**

Rollover needs to occur because the contract expires on a specified date and needs to be either sold or settled. To Roll a contract over is actually a misnomer - the process is to sell the current contract at market value and buying the next contract at market value.

**STOPS: Code Contract OLD ACTION NEW EXPIRY**

### Amended

### Retained

## WORKING ORDERS:

### CANCELLED ORDERS:

**Name: Code Contract Direction Entry Stop Loss Expiry**

### Amended

### Retained

Brent Crude Oil	BC	LCOF5-Jan 15	Buy	74.38	67.53	16-12-14
Soybean Oil	BO	ZLF5-Jan 15	Buy	32.97	31.55	14-01-15
Nymex Crude	CL	CLF5-Jan 15	Buy	70.91	63.72	19-01-15
Gasoil	GO	FPZ4-Dec 14	Buy	666	618.5	11-12-14

NY ULSD	HO	HOF5-Jan 15	Buy	225.68	210.94	31-12-14
Gasoline	RB	RBF5-Jan 15	Buy	192.79	177.79	31-12-14

For those who wish to use CFD's over the Futures Contracts to reduce their trade risk, the following CFD's are available:

Brent Crude Oil	BC	OILUKJAN15	Buy	74.38	67.53	12-12-14
Soybean Oil	BO	No CFD				
Nymex Crude	CL	OILUSJAN15	Buy	70.91	63.72	17-01-15
Gasoil		GASOILUKDEC14	Buy	666	618.5	9-12-14
Heating Oil		HEATINGOILJAN15	Buy	225.68	210.94	29-12-14
Gasoline		GASOLINEUSJAN15	Buy	192.79	177.79	29-12-14

## NEW ORDERS:

<i>Name</i>	<i>Code</i>	<i>Contract</i>	<i>Direction</i>	<i>Entry</i>	<i>Stop Loss</i>	<i>Expiry</i>
-------------	-------------	-----------------	------------------	--------------	------------------	---------------

### Trade Risk and Margin

We have been including the Trade Risk in the charts for people to be able to judge the comfortable Position size to fit with their trade risk parameters.

How to read this and adapt to your individual circumstances - the number of CFD's shown is equivalent to the Futures Contract Size. Calculate your own trade risk as a ratio of the posted Contract Trade risk and adjust the number of CFD's accordingly

<b>Name</b>	<b>Code</b>	<b>Contract</b>	<b># of CFD's</b>	<b>Trade Risk</b>	<b>Margin</b>
Brent Crude	BC	LCF5-Jan 15 OILUKJAN15	1 Contract 1,000 Barrels	USD\$6,850	USD\$3,000 USD\$1,452
Soybean Oil	BO	ZLF5-Jan 15 No CFD	1 Contract	USD\$852	USD\$770
Nymex Crude	CL	CLF5-Jan 15 OILUSJAN15	1 Contract 1,000 Barrels	USD\$7,190	USD\$3,740 USD\$1,372
Gasoil	GO	FPZ4-Dec 14 GASOILUKDEC14	1 Contract 100 Metric Tons	USD \$3,075	USD \$2,300 USD \$1,409
NY ULSD	HO	HOF5-Jan 15 HEATINGOILJAN15	1 Contract 42,000 Gallons	USD\$6,190	USD\$3,795 USD\$1,852
Gasoline	RB	RBF5-Jan 15 GASOLINEUSJAN15	1 Contract 42,000 Gallons	USD\$6,300	USD\$3,850 USD\$1,570

To clear up any confusion over the OIL CFD's OILUK represents Brent Crude (British North Sea Oil and its contract code "LCO" is for London Crude Oil) and OILUS represents Nymex Light Sweet Crude (West Texas Intermediate known as both CL & WTI).

The Futures Contract for Heating Oil was renamed from Heating Oil to NY Harbour ULSD, the Code for this remains the same though - HO. The CFD remains the same name. There has been some confusion over this change.

## CHARTS:



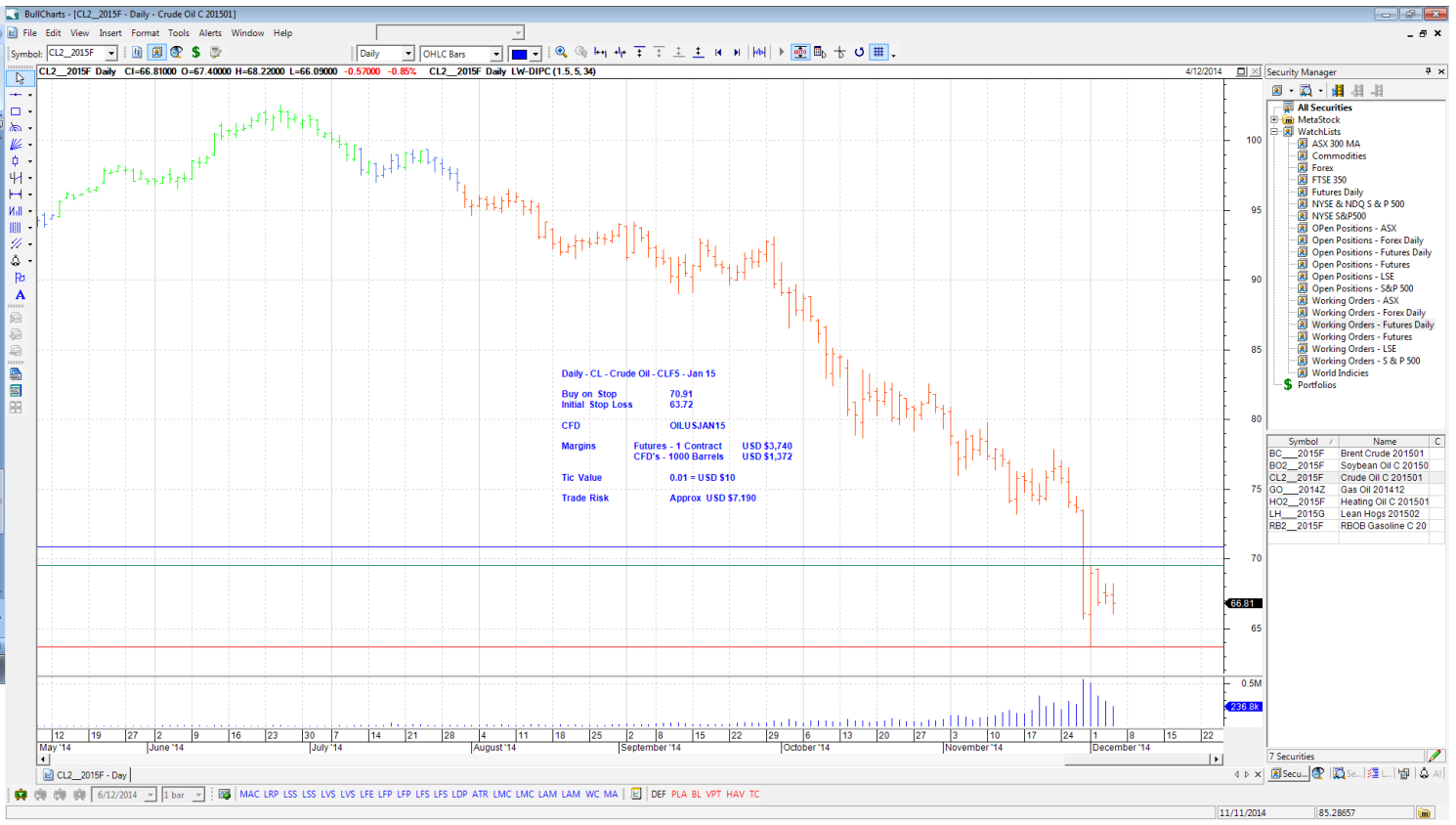


Security Manager

- All Securities
- MetaStock
- WatchLists
- ASX 300 MA
- Commodities
- Forex
- FTSE 350
- Futures Daily
- NVSE & NDQ S & P 500
- NVSE S&P500
- Open Positions - ASX
- Open Positions - Forex Daily
- Open Positions - Futures
- Open Positions - LSE
- Open Positions - S&P 500
- Working Orders - ASX
- Working Orders - Forex Daily
- Working Orders - Futures Daily
- Working Orders - Futures
- Working Orders - LSE
- Working Orders - S & P 500
- World Indices
- Portfolios

Symbol	Name
BC_2015F	Brent Crude 201501
BO2_2015F	Soybean Oil C 201501
CL2_2015F	Crude Oil C 201501
GO_2014Z	Gas Oil 2014 12
HQ2_2015F	Heating Oil C 201501
LH_2015G	Lean Hogs 201502
RB2_2015F	RB0B Gasoline C 20

7 Securities

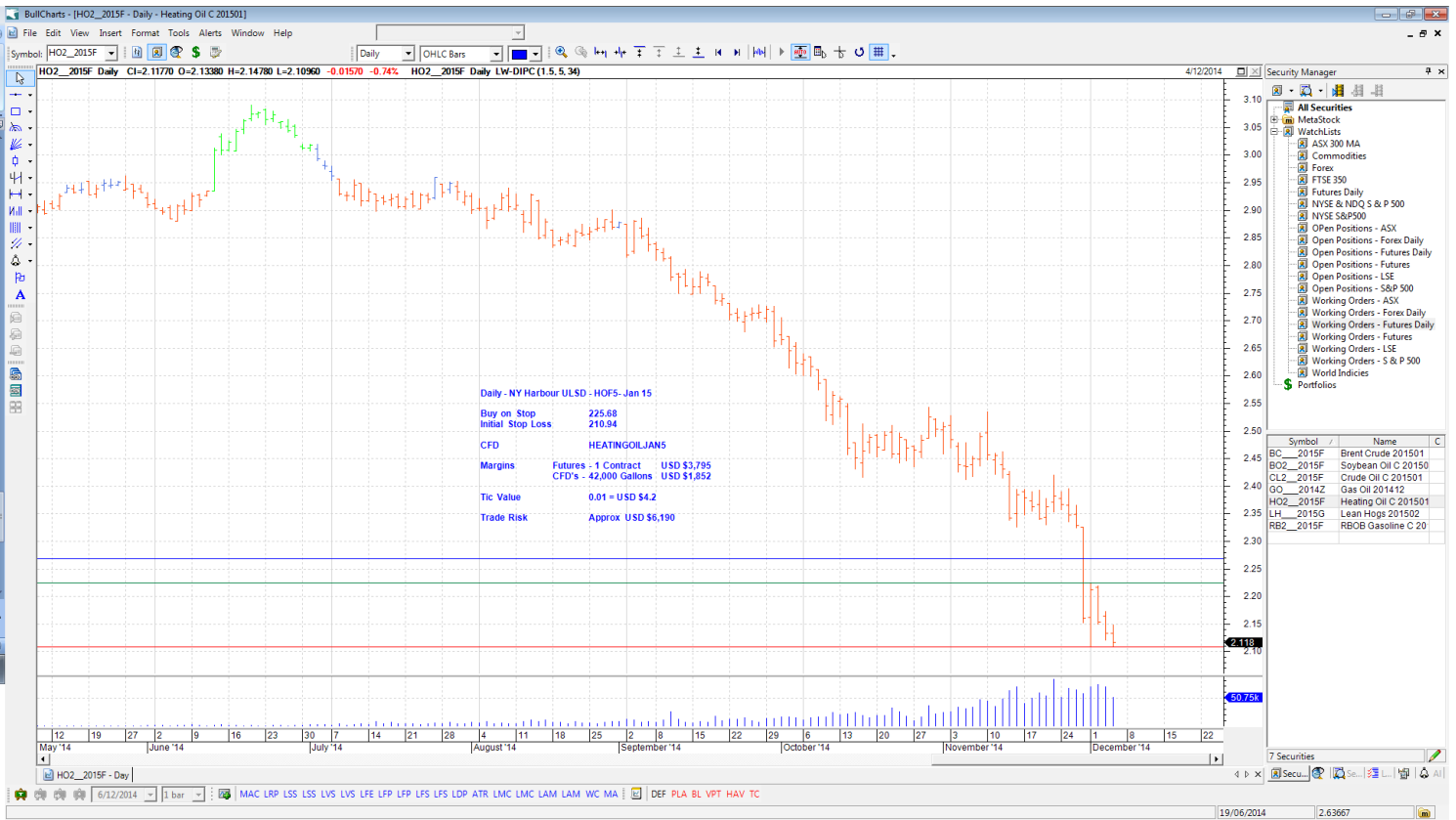
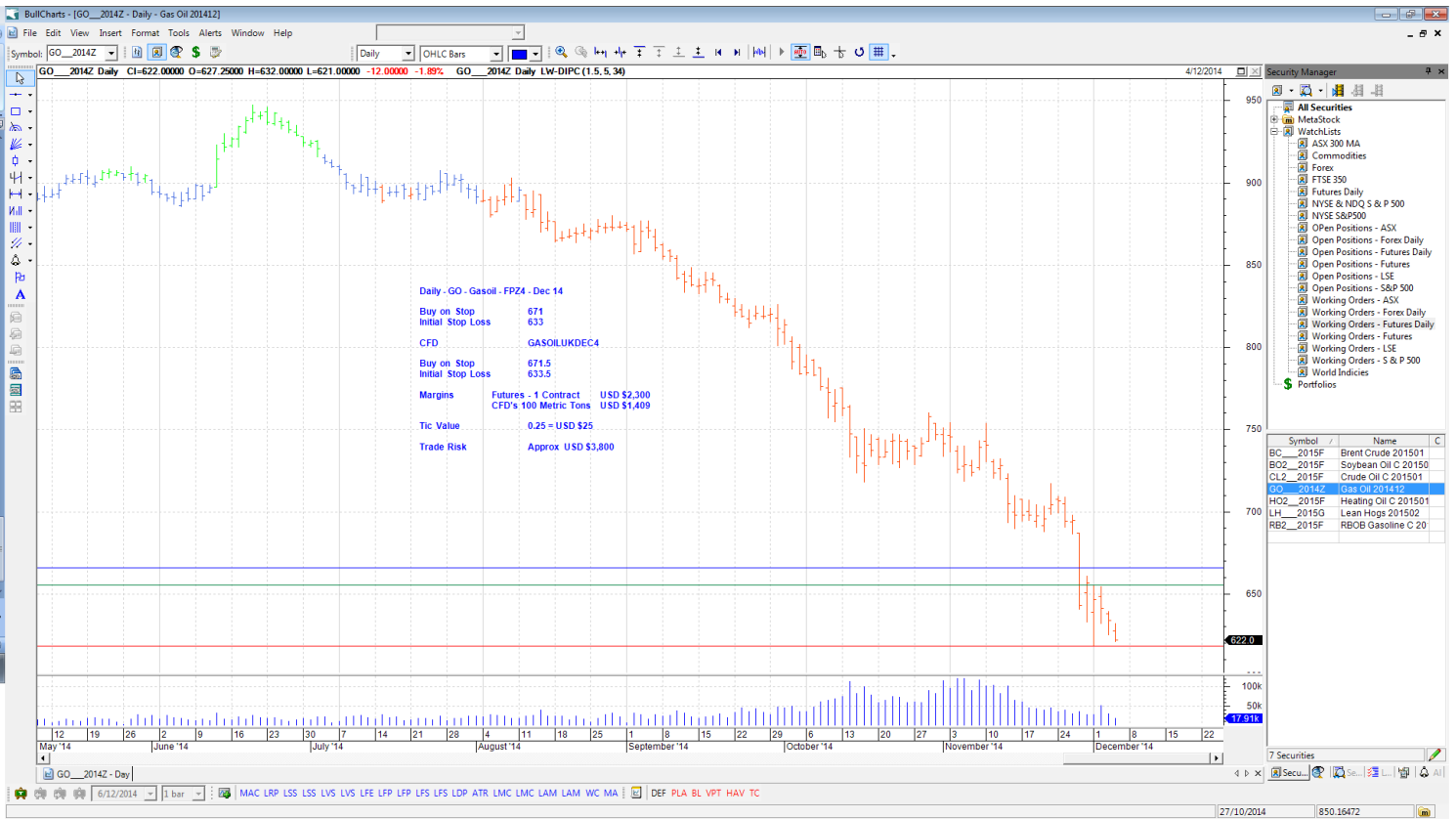


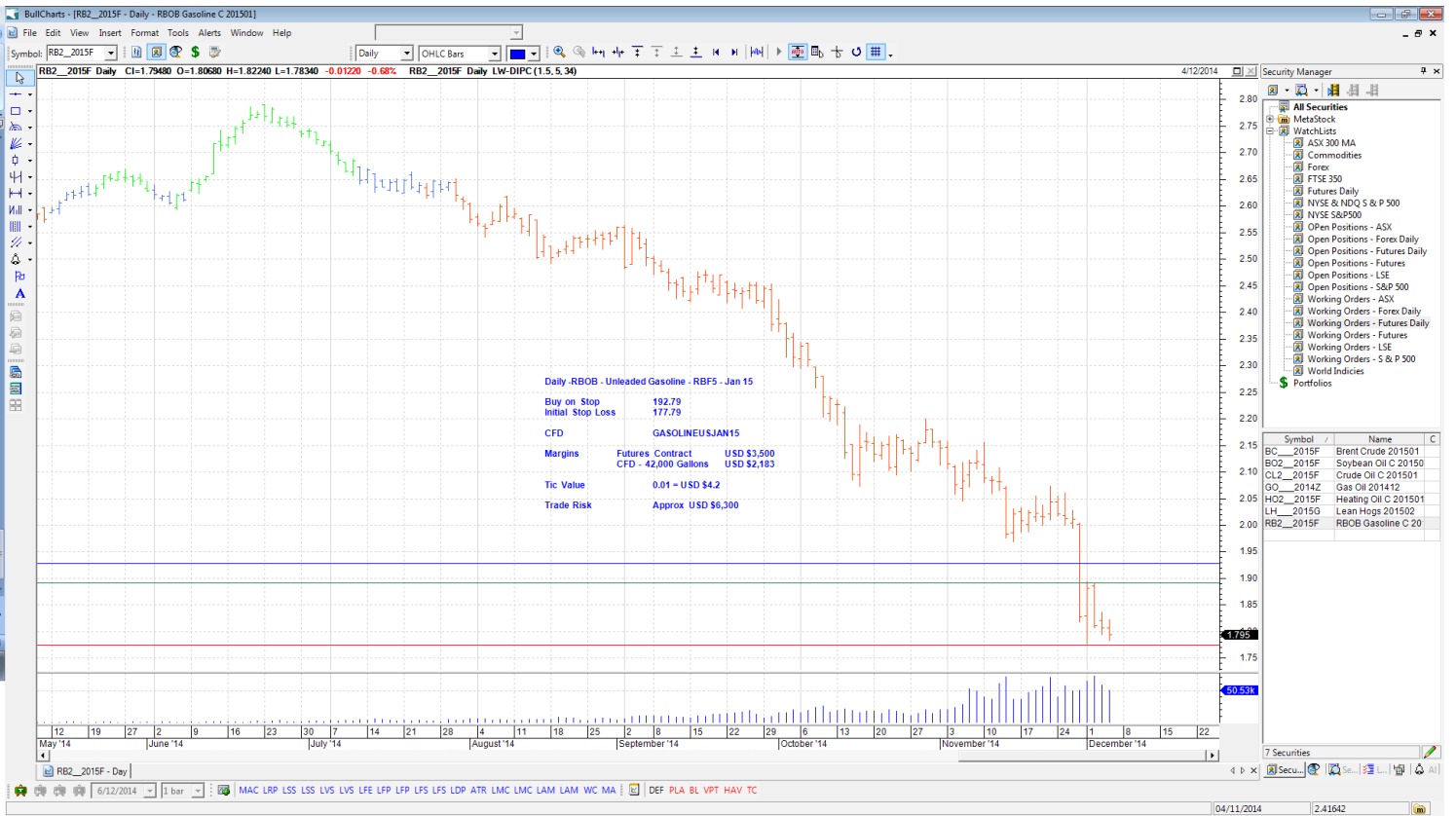
Security Manager

- All Securities
- MetaStock
- WatchLists
- ASX 300 MA
- Commodities
- Forex
- FTSE 350
- Futures Daily
- NVSE & NDQ S & P 500
- NVSE S&P500
- Open Positions - ASX
- Open Positions - Forex Daily
- Open Positions - Futures
- Open Positions - LSE
- Open Positions - S&P 500
- Working Orders - ASX
- Working Orders - Forex Daily
- Working Orders - Futures Daily
- Working Orders - Futures
- Working Orders - LSE
- Working Orders - S & P 500
- World Indices
- Portfolios

Symbol	Name
BC_2015F	Brent Crude 201501
BO2_2015F	Soybean Oil C 201501
CL2_2015F	Crude Oil C 201501
GO_2014Z	Gas Oil 2014 12
HQ2_2015F	Heating Oil C 201501
LH_2015G	Lean Hogs 201502
RB2_2015F	RB0B Gasoline C 20

7 Securities





Security Manager

All Securities

- MetaStock
- WatchLists
- ASX 300 MA
- Commodities
- Forex
- FTSE 350
- Futures Daily
- NYSE & NYQ S & P 500
- NYSE S&P500
- Open Positions - ASX
- Open Positions - Forex Daily
- Open Positions - Futures Daily
- Open Positions - Futures
- Open Positions - LSE
- Open Positions - S&P 500
- Working Orders - ASX
- Working Orders - Forex Daily
- Working Orders - Futures Daily
- Working Orders - Futures
- Working Orders - LSE
- Working Orders - S & P 500
- World Indices
- Portfolios

Symbol	Name
BC_2015F	Brent Crude 201501
BO2_2015F	Soybean Oil C 201501
CL2_2015F	Crude Oil C 201501
GO_2014Z	Gas Oil 201412
HO2_2015F	Heating Oil C 201501
LH_2015G	Lean Hogs 201501
RB2_2015F	RBOB Gasoline C 20

7 Securities