London Stock Exchange - WEEKLY REPORT

Week Ending Friday 10th March 2017

Currency – British Pence

Last week there were 4 entries and 5 exits for LSE last week.

There are 22 new orders for this week.

Entries: Burberry Group Plc, Moneysupermarket.com, Senior Plc, Taylor Wimpey Plc

Exits: Bba Aviation, Hays Plc, Hunting Plc, Stagecoach Group, Travis Perkins Plc

---

The colour coding we are currently using is as follows:

Amended orders or stops
Retained Orders or stops – no change
New working orders
Immediate action required
Short Sell

OPEN POSITIONS:

STOPS:	***Code***	***OLD***	***ACTION***	***NEW***
Amended				
Aviva PLC	AV	484	Amend	489
Bunzl Plc	BNZL	2097	Amend	2225
Burberrry Group Plc	BRBY	1589	Amend	1676
Burberry Group Plc	BRBY	1607	Amend	1676
British Empire Trust Shs	BTEM	768	Amend	771
Capita Plc	CPI	474	Amend	505
Dcc Plc	DCC	6538	Amend	6747
Hiscocks Limited	HSX	1043	Amend	1054
KAZ Minerals	KAZ	600	Amend	566
Lloyds Banking Group	LLOY	64	Amend	66.1
Rpc Group	RPC	961	Amend	957.5
St Modwen Properties	SMP	323.1	Amend	349.9
St Modwen Properties	SMP	323.1	Amend	349.9
St Modwen Properties	SMP	323.1	Amend	349.9

Severn Trent Plc	SVT	2264	Amend	2274
Senior Plc	SNR	190	Amend	197.2
Taylor Wimpey	TW	167.5	Amend	173.2
Taylor Wimpey Plc	TW	165	Amend	173.2

Retained

Anglo American Plc	AAL	1360	Retain	1360
Anglo American Plc	AAL	1234	Retain	1234
Carillion Plc	CLLN	221	Retain	221
Howden Joinery Group	HWDN	397	Retain	397
Investec Plc	INVP	566	Retain	566
ITV Plc	ITV	197	Retain	197
Kingfisher Plc	KGF	339	Retain	339
Moneysupermarket.com	MONY	348	Retain	348
Paragon Group	PAG	417	Retain	417
Playtech Plc	PTEC	853	Retain	853
Renwbls Infr Gr Red	TRIG	108.7	Retain	108.7
John Wood Group	WG	775	Retain	775

WORKING ORDERS:

CANCELLED ORDERS:

Admiral Group, Vesuvius Plc

Name	Code	Direction	Entry	Stop Loss	Trade Risk

Amended

Retained

Aberforth Smaller Comp	ASL	Sell	1146	1210	64
Barclays Plc	BARC	Sell	218	240	22
The Berkley Group	BKG	Buy	3076	2801	275
Electrocomponents Plc	ECM	Sell	449	503	55
Firstgroup Plc	FGP	Sell	116	123	7
Galliford Tr Plc	GFRD	Sell	1444	1551	107
G4S Services	GFS	Buy	269	251	18
Greencore Group	GNC	Buy	265	242	23
QinetiQ Group	QQ	Sell	262	283	21
Royal Dutch Shell	RDSA	Sell	2048	2183	135
Talktalk Telecom	TALK	Buy	181	150	31
Telecom Plus	TEP	Buy	1294	1170	124

NEW ORDERS:

Anglo American Plc	AAL	Sell	1180	1359	179
Abersmith Smaller Co's	ASL	Buy	1226	1169	87
Aviva Plc	AV	Buy	522	494	28
Aveva Plc	AVV	Sell	1859	2012	153
Britvic Plc	BVIC	Buy	652	619	33
Dixon Carphone	DC	Sell	283	316	33
Dairy Crest Group	DCG	Sell	548	583	35
Ferrexpo Plc	FXPO	Sell	147	174	27
Genesis emerging Mkts	GSS	Buy	644	616	28
Gvt Holdings	GVC	Buy	724	670	54
HICL Infr Co Shs	HICL	Sell	160	167	7
Halma Plc	HLMA	Buy	1018	947	71
Investec Plc	INVP	Buy	604	567	37
KAZ Minerals	KAZ	Sell	479	573	94
Kier Group	KIE	Buy	1519	1429	90
Murray Hill Intl Tr	MYI	Buy	1214	1161	53
Paragon Group	PAG	Sell	409	440	31
Prudential Plc	PRU	Buy	1684	1589	95
Rpc Group	RPC	Sell	880	954	74
Segro Plc	SGRO	Buy	510	489	21
Standard Life	SL	Buy	391	361	30
Renwbls Infr Group	TRIG	Sell	104.5	108	3.5

CHARTS:

Optuma
File New Tools Settings Data Alerts Searches Help
WRPC MA 1 Month Targets BB Templates VL MACDH PR VOL
1 Day 1 Week ATRSSL ATRLSL HL - Ent HL - SL HL ATR ABC TL
FTSE AAL ASL ASL AV AVV BARC BKG BVIC DC DCG ECM
Anglo American Plc - AAL (LSE) - 1 Week Bar Chart - GBP - No Layout
1,359.000
1,232.000
1,180.000
1,272.50
AAL - Anglo American Plc
Sell on Stop - 1180
Initial Stop Loss - 1359
Trade Risk - 179
Volume
13 Bar (1.00 Multiplied) ATR
104.376
Date: Friday, September 18, 2015 Open: 725.60 High: 765.70 Low: 692.20 Close: 720.00 Range: 73.50 Volume: 43,539,819 High Date: Thursday, September 17, 2015 Low Date: Tuesday, September 15, 2015 Position: 851 Cursor Value : 410.79

Optuma
File New Tools Settings Data Alerts Searches Help
WRPC MA 1 Month Targets BB Templates VL MACDH PR VOL
1 Day 1 Week ATRSSL ATRLSL HL - Ent HL - SL HL ATR ABC TL
FTSE AAL ASL ASL AV AVV BARC BKG BVIC DC DCG ECM
Aber Smalle Co Tr Shs - ASL (LSE) - 1 Week Bar Chart - GBP - No Layout
1,226.0000
1,208.0000
1,169.0000
1,202.000
ASL - Aber Smalle Co Trst
Buy on Stop - 1226
Initial Stop Loss - 1169
Trade Risk - 57 p
934.020
Volume
13 Bar (1.00 Multiplied) ATR
35.933
Friday, July 31, 2015
Date: Friday, July 31, 2015 Open: 1,178.000 High: 1,184.000 Low: 1,153.000 Close: 1,182.000 Range: 31.000 Volume: 327,712 High Date: Thursday, July 30, 2015 Low Date: Monday, July 27, 2015 Position: 1103 Cursor Value : 934.02

Optuma
File
New
Tools
Settings
Data
Alerts
Searches
Help
WRPC
MA
1 Month
Targets
BB
Templates
VL
MACDH
PR
VOL
1 Day
1 Week
ATRSSL
ATRLSL
HL - Ent
HL - SL
HL
ATR
ABC
TL
FTSE
AAL
ASL
ASL
AV
AVV
BARC
BKG
BVIC
DC
DCG
ECM
Aber Smalle Co Tr Shs - ASL (LSE) - 1 Week Bar Chart - GBP - No Layout
1,210.0000
1,165.0000
1,146.0000
1,202.000
963.431
ASL - Aberforth Smaller Companies
Buy on Stop - 1146
Initial Stop Loss - 1210
Trade Risk - 64 p
Volume
Thousand
13 Bar (1.00 Multiplied) ATR
35.93
Friday, October 16, 2015
Date: Friday, October 16, 2015 Open: 1,135.000 High: 1,150.000 Low: 1,123.000 Close: 1,136.000 Range: 27.000 Volume: 309,712 High Date: Friday, October 16, 2015 Low Date: Wednesday, October 14, 2015 Position: 1114 Cursor Value : 963.43

Optuma
File
New
Tools
Settings
Data
Alerts
Searches
Help
WRPC
MA
1 Month
Targets
BB
Templates
VL
MACDH
PR
VOL
1 Day
1 Week
ATRSSL
ATRLSL
HL - Ent
HL - SL
HL
ATR
ABC
TL
FTSE
AAL
ASL
ASL
AV
AVV
BARC
BKG
BVIC
DC
DCG
ECM
Aviva PLC - AV (LSE) - 1 Week Bar Chart - GBP - No Layout
522.0000
512.0000
494.0000
509.000
AV - Aviva Plc
Buy on Stop - 522
Initial Stop Loss - 494
Trade Risk - 28 p
Volume
Million
13 Bar (1.00 Multiplied) ATR
19.576
Date: Friday, August 28, 2015 Open: 467.600 High: 491.000 Low: 449.860 Close: 483.800 Range: 41.140 Volume: 66,641,216 High Date: Thursday, August 27, 2015 Low Date: Monday, August 24, 2015 Position: 785 Cursor Value : 373.49

Optuma
File
New
Tools
Settings
Data
Alerts
Searches
Help
WRPC
MA
1 Month
Targets
BB
Templates
VL
MACDH
PR
VOL
1 Day
1 Week
ATRSSL
ATRLSL
HL - Ent
HL - SL
HL
ATR
ABC
TL
FTSE
AAL
ASL
ASL
AV
AVV
BARC
BKG
BVIC
DC
DCG
ECM
Aveva Group Plc - AVV (LSE) - 1 Week Bar Chart - GBP - No Layout
2012.0000
1906.0000
1859.0000
1923.000
1323.946
AVV - Aveva Group
Sell on Stop - 1859
Initial Stop Loss - 2012
Trade Risk - 153 p
Volume
Thousand
13 Bar (1.00 Multiplied) ATR
Friday, October 23, 2015
Date: Friday, October 23, 2015 Open: 2,001.000 High: 2,134.000 Low: 1,971.000 Close: 2,089.000 Range: 163.000 Volume: 1,127,663 High Date: Tuesday, October 20, 2015 Low Date: Monday, October 19, 2015 Position: 985 Cursor Value : 1323.95

Optuma
File
New
Tools
Settings
Data
Alerts
Searches
Help
WRPC
MA
1 Month
Targets
BB
Templates
VL
MACDH
PR
VOL
1 Day
1 Week
ATRSSL
ATRLSL
HL - Ent
HL - SL
HL
ATR
ABC
TL
FTSE
AAL
ASL
ASL
AV
AVV
BARC
BKG
BVIC
DC
DCG
ECM
Barclays Plc - BARC (LSE) - 1 Week Bar Chart - GBP - No Layout
240.0000
226.0000
218.0000
BARC - Barclays Plc
Sell on Stop - 218
Initial Stop Loss - 240
Trade Risk - 22
Volume
Million
13 Bar (1.00 Multiplied) ATR
14.74
Date: Friday, May 22, 2015 Open: 261.000 High: 273.400 Low: 258.800 Close: 270.150 Range: 14.600 Volume: 217,769,893 High Date: Thursday, May 21, 2015 Low Date: Monday, May 18, 2015 Position: 1324 Cursor Value : 184.45

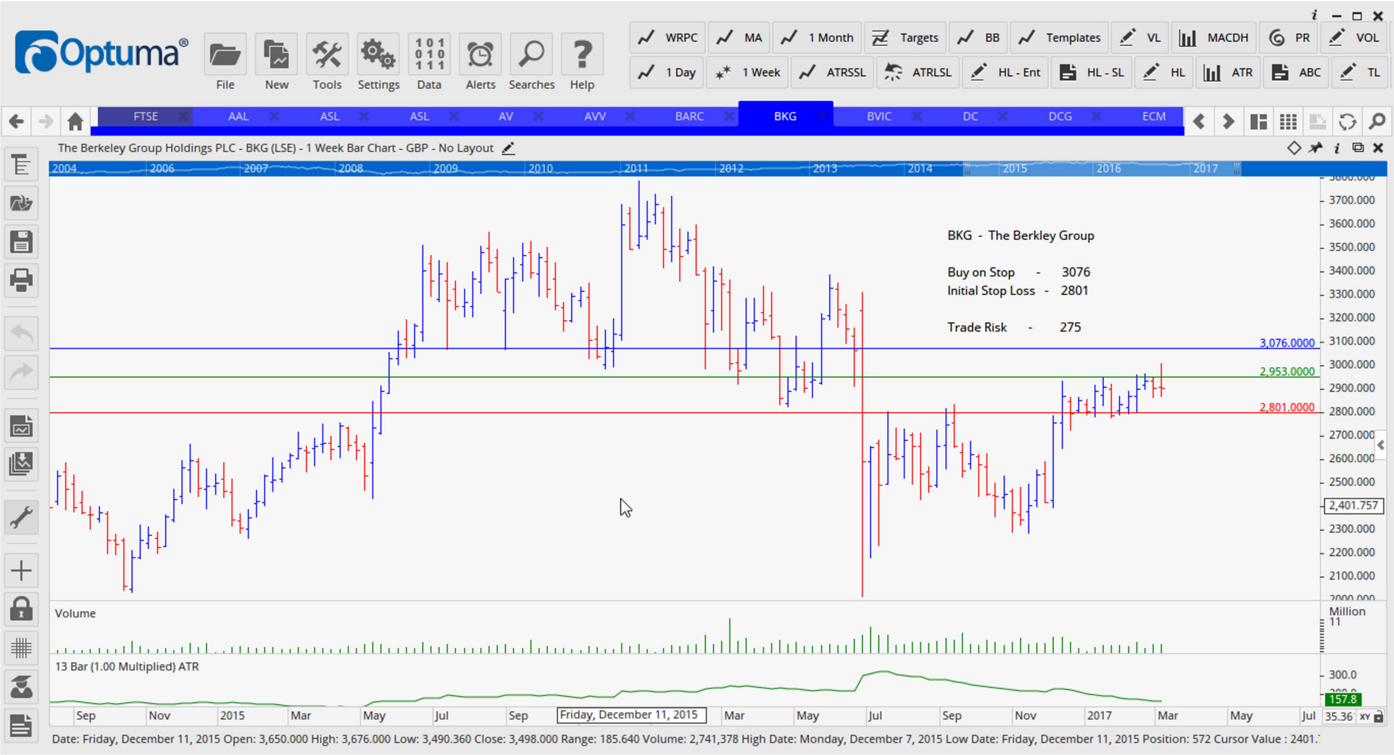
Optuma
File New Tools Settings Data Alerts Searches Help
WRPC MA 1 Month Targets BB Templates VL MACDH PR VOL
1 Day 1 Week ATRSSL ATRLSL HL - Ent HL - SL HL ATR ABC TL
FTSE AAL ASL ASL AV AVV BARC BKG BVIC DC DCG ECM
The Berkeley Group Holdings PLC - BKG (LSE) - 1 Week Bar Chart - GBP - No Layout
BKG - The Berkley Group
Buy on Stop - 3076
Initial Stop Loss - 2801
Trade Risk - 275
3,076.0000
2,953.0000
2,801.0000
2,401.757
Volume
13 Bar (1.00 Multiplied) ATR
Friday, December 11, 2015
Date: Friday, December 11, 2015 Open: 3,650.000 High: 3,676.000 Low: 3,490.360 Close: 3,498.000 Range: 185.640 Volume: 2,741,378 High Date: Monday, December 7, 2015 Low Date: Friday, December 11, 2015 Position: 572 Cursor Value : 2401.

Optuma
File New Tools Settings Data Alerts Searches Help
WRPC MA 1 Month Targets BB Templates VL MACDH PR VOL
1 Day 1 Week ATRSSL ATRLSL HL - Ent HL - SL HL ATR ABC TL
FTSE AAL ASL ASL AV AVV BARC BKG BVIC DC DCG ECM
Britvic Plc - BVIC (LSE) - 1 Week Bar Chart - GBP - No Layout
652.0000
639.0000
619.5000
637.500
BVIC - BritvicPlc
Buy on Stop - 652
Initial Stop Loss - 619.5
Trade Risk - 33 p
Volume
13 Bar (1.00 Multiplied) ATR
Date: Friday, October 23, 2015 Open: 677.000 High: 699.500 Low: 675.000 Close: 693.000 Range: 24.500 Volume: 2,376,006 High Date: Friday, October 23, 2015 Low Date: Monday, October 19, 2015 Position: 515 Cursor Value : 558.30

Optuma
File
New
Tools
Settings
Data
Alerts
Searches
Help
WRPC
MA
1 Month
Targets
BB
Templates
VL
MACDH
PR
VOL
1 Day
1 Week
ATRSSL
ATRLSL
HL - Ent
HL - SL
HL
ATR
ABC
TL
FTSE
AAL
ASL
ASL
AV
AVV
BARC
BKG
BVIC
DC
DCG
ECM
Dixons Carphone PLC - DC (LSE) - 1 Week Bar Chart - USD - No Layout
DC - Dixon Caarphone Plc
Sell on Stop - 283
Initial Stop Loss - 316
Trade Risk - 33 p
316.0000
294.0000
283.0000
297.800
Volume
Million
13 Bar (1.00 Multiplied) ATR
34.00
21.92
Date: Friday, January 1, 2016 Open: 500.000 High: 501.500 Low: 495.100 Close: 500.000 Range: 6.400 Volume: 4,782,089 High Date: Wednesday, December 30, 2015 Low Date: Wednesday, December 30, 2015 Position: 807 Cursor Value : 392.40

Optuma
File
New
Tools
Settings
Data
Alerts
Searches
Help
WRPC
MA
1 Month
Targets
BB
Templates
VL
MACDH
PR
VOL
1 Day
1 Week
ATRSSL
ATRLSL
HL - Ent
HL - SL
HL
ATR
ABC
TL
FTSE
AAL
ASL
ASL
AV
AVV
BARC
BKG
BVIC
DC
DCG
ECM
Dairy Crest Group Plc - DCG (LSE) - 1 Week Bar Chart - GBP - No Layout
DCG - Dairy Crest Group
Sell on Stop - 548
Initial Stop Loss - 583
Trade Risk - 35 p
583.0000
563.0000
548.0000
562.500
Volume
Thousand
13 Bar (1.00 Multiplied) ATR
28.98
Date: Friday, September 30, 2016 Open: 653.500 High: 653.770 Low: 637.000 Close: 648.000 Range: 16.770 Volume: 1,522,681 High Date: Tuesday, September 27, 2016 Low Date: Tuesday, September 27, 2016 Position: 1048 Cursor Value : 444.84

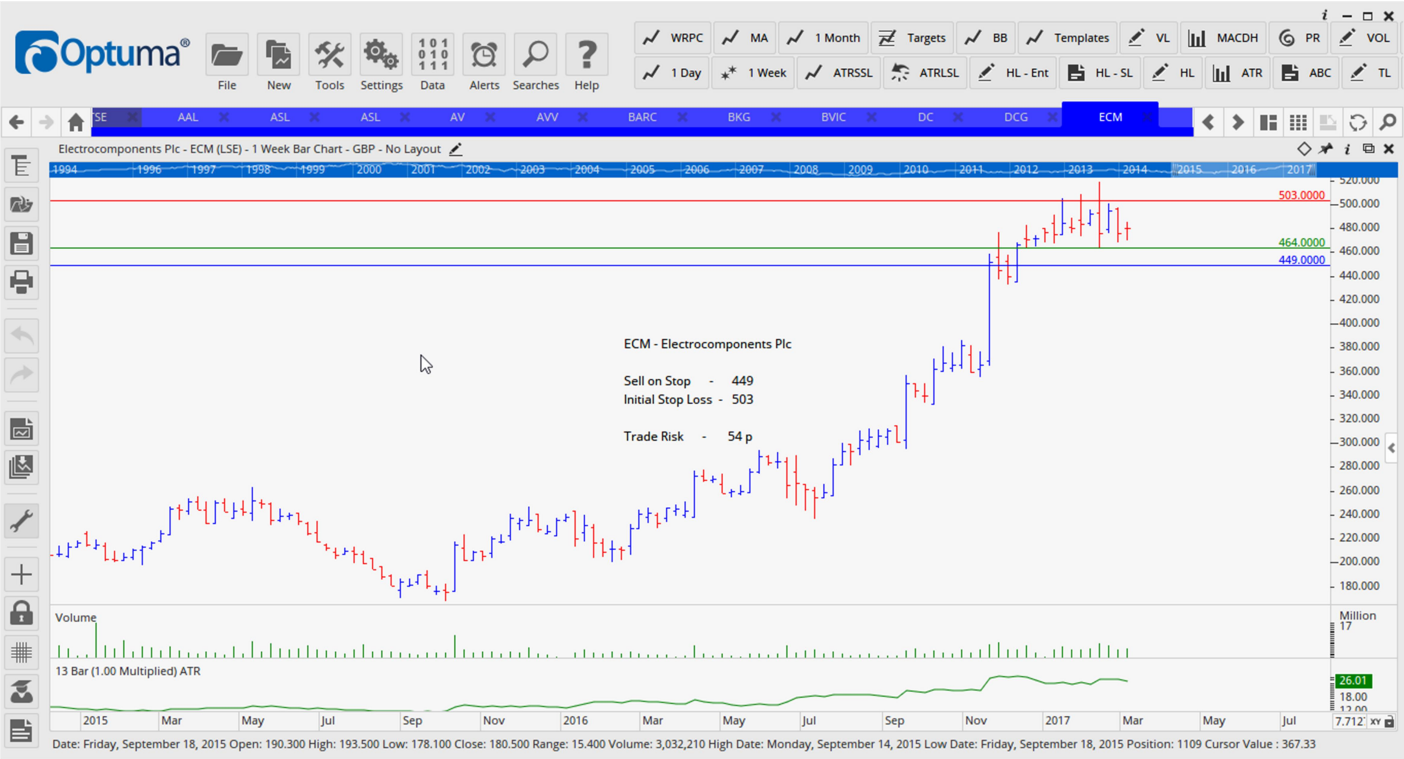
Optuma
File
New
Tools
Settings
Data
Alerts
Searches
Help
WRPC
MA
1 Month
Targets
BB
Templates
VL
MACDH
PR
VOL
1 Day
1 Week
ATRSSL
ATRLSL
HL - Ent
HL - SL
HL
ATR
ABC
TL
Electrocomponents Plc - ECM (LSE) - 1 Week Bar Chart - GBP - No Layout
ECM - Electrocomponents Plc
Sell on Stop - 449
Initial Stop Loss - 503
Trade Risk - 54 p
503.0000
464.0000
449.0000
Volume
13 Bar (1.00 Multiplied) ATR
Date: Friday, September 18, 2015 Open: 190.300 High: 193.500 Low: 178.100 Close: 180.500 Range: 15.400 Volume: 3,032,210 High Date: Monday, September 14, 2015 Low Date: Friday, September 18, 2015 Position: 1109 Cursor Value : 367.33

Optuma
File
New
Tools
Settings
Data
Alerts
Searches
Help
WRPC
MA
1 Month
Targets
BB
Templates
VL
MACDH
PR
VOL
1 Day
1 Week
ATRSSL
ATRLSL
HL - Ent
HL - SL
HL
ATR
ABC
TL
Firstgroup Plc - FGP (LSE) - 1 Week Bar Chart - GBP - No Layout
FGP - Firstgroup Plc
Sell on Stop - 116
Initial Stop Loss - 123
Trade Risk - 7
123.0000
118.5000
116.0000
Volume
13 Bar (1.00 Multiplied) ATR
Date: Friday, November 27, 2015 Open: 106.000 High: 106.100 Low: 102.510 Close: 104.500 Range: 3.590 Volume: 19,878,316 High Date: Monday, November 23, 2015 Low Date: Thursday, November 26, 2015 Position: 1067 Cursor Value : 129.15

Optuma
File
New
Tools
Settings
Data
Alerts
Searches
Help
WRPC
MA
1 Month
Targets
BB
Templates
VL
MACDH
PR
VOL
1 Day
1 Week
ATRSSL
ATRLSL
HL - Ent
HL - SL
HL
ATR
ABC
TL
ASL
AV
AVV
BARC
BKG
BVIC
DC
DCG
ECM
FGP
FXPO
Ferrexpo Plc - FXPO (LSE) - 1 Week Bar Chart - GBP - No Layout
174.0000
155.0000
147.0000
EXPO - Ferrexpo Plc
Sell on Stop - 147
Initial Stop Loss - 174
Trade Risk - 27 p
Volume
13 Bar (1.00 Multiplied) ATR
Friday, April 8, 2016
Date: Friday, April 8, 2016 Open: 26.250 High: 30.000 Low: 25.000 Close: 27.750 Range: 5.000 Volume: 5,897,586 High Date: Wednesday, April 6, 2016 Low Date: Tuesday, April 5, 2016 Position: 460 Cursor Value : 109.04

Optuma
File
New
Tools
Settings
Data
Alerts
Searches
Help
WRPC
MA
1 Month
Targets
BB
Templates
VL
MACDH
PR
VOL
1 Day
1 Week
ATRSSL
ATRLSL
HL - Ent
HL - SL
HL
ATR
ABC
TL
AV
AVV
BARC
BKG
BVIC
DC
DCG
ECM
FGP
FXPO
GFRD
Galliford Try Plc - GFRD (LSE) - 1 Week Bar Chart - GBP - No Layout
1,551.0000
1,483.0000
1,444.0000
GFRD - Galliford Try
Sell on Stop - 1444
Initial Stop Loss - 1551
Trade Risk - 107 p
Volume
13 Bar (1.00 Multiplied) ATR
Friday, June 24, 2016
Date: Friday, June 24, 2016 Open: 1,251.000 High: 1,321.000 Low: 1,029.450 Close: 1,040.000 Range: 291.550 Volume: 1,429,988 High Date: Thursday, June 23, 2016 Low Date: Friday, June 24, 2016 Position: 1150 Cursor Value : 1648.62

Optuma
File
New
Tools
Settings
Data
Alerts
Searches
Help
WRPC
MA
1 Month
Targets
BB
Templates
VL
MACDH
PR
VOL
1 Day
1 Week
ATRSSL
ATRLSL
HL - Ent
HL - SL
HL
ATR
ABC
TL
AVV
BARC
BKG
BVIC
DC
DCG
ECM
FGP
FXPO
GFRD
GFS
G4S Plc - GFS (LSE) - 1 Week Bar Chart - GBP - No Layout
269.0000
262.5000
251.0000
GFS - G4S Plc
Buy on Stop - 269
nitial Stop Loss - 251
Trade Risk - 18
Volume
13 Bar (1.00 Multiplied) ATR
Friday, October 9, 2015
Date: Friday, October 9, 2015 Open: 241.100 High: 259.500 Low: 240.880 Close: 259.400 Range: 18.620 Volume: 21,534,722 High Date: Friday, October 9, 2015 Low Date: Monday, October 5, 2015 Position: 1038 Cursor Value : 210.36

Optuma
File
New
Tools
Settings
Data
Alerts
Searches
Help
WRPC
MA
1 Month
Targets
BB
Templates
VL
MACDH
PR
VOL
1 Day
1 Week
ATRSSL
ATRLSL
HL - Ent
HL - SL
HL
ATR
ABC
TL
BARC
BKG
BVIC
DC
DCG
ECM
FGP
FXPO
GFRD
GFS
GNC
Greencore Group Plc - GNC (LSE) - 1 Week Bar Chart - GBP - No Layout
GNC - Greencore Group
Buy on Stop - 265
Initial Stop Loss - 242
Trade Risk - 23 p
265.0000
255.0000
242.0000
Volume
13 Bar (1.00 Multiplied) ATR
Date: Friday, January 29, 2016 Open: 352.500 High: 390.000 Low: 341.700 Close: 388.800 Range: 48.300 Volume: 6,395,758 High Date: Friday, January 29, 2016 Low Date: Tuesday, January 26, 2016 Position: 444 Cursor Value : 304.51

Optuma
File
New
Tools
Settings
Data
Alerts
Searches
Help
WRPC
MA
1 Month
Targets
BB
Templates
VL
MACDH
PR
VOL
1 Day
1 Week
ATRSSL
ATRLSL
HL - Ent
HL - SL
HL
ATR
ABC
TL
BKG
BVIC
DC
DCG
ECM
FGP
FXPO
GFRD
GFS
GNC
GSS
Genesis Emerg Markt Ptg.Red.Pref.Shs GBP - GSS (LSE) - 1 Week Bar Chart - GBP - No Layout
644.0000
635.0000
616.0000
629.500
477.849
GSS - Genesis Emergng Markets
Buy on Stop - 644
Initial Stop Loss - 616
Trade Risk - 28 p
Volume
Thousand
13 Bar (1.00 Multiplied) ATR
21.00
16.62
Friday, September 23, 2016
Date: Friday, September 23, 2016 Open: 587.000 High: 600.000 Low: 587.000 Close: 593.000 Range: 13.000 Volume: 742,535 High Date: Monday, September 19, 2016 Low Date: Monday, September 19, 2016 Position: 478 Cursor Value : 477.85

Optuma
File
New
Tools
Settings
Data
Alerts
Searches
Help
WRPC
MA
1 Month
Targets
BB
Templates
VL
MACDH
PR
VOL
1 Day
1 Week
ATRSSL
ATRLSL
HL - Ent
HL - SL
HL
ATR
ABC
TL
BVIC
DC
DCG
ECM
FGP
FXPO
GFRD
GFS
GNC
GSS
GVC
Gvc Holdings Plc - GVC (LSE) - 1 Week Bar Chart - GBP - No Layout
724.0000
705.0000
670.0000
689.000
GVC - Gvt Holdings Plc
Buy on Stop - 724
Initial Stop Loss - 670
Trade Risk - 54
Volume
Million
13 Bar (1.00 Multiplied) ATR
37.57
Date: Friday, September 16, 2016 Open: 710.000 High: 732.210 Low: 698.500 Close: 719.000 Range: 33.710 Volume: 29,332,544 High Date: Tuesday, September 13, 2016 Low Date: Monday, September 12, 2016 Position: 588 Cursor Value : 495.70

Optuma
File
New
Tools
Settings
Data
Alerts
Searches
Help
WRPC
MA
1 Month
Targets
BB
Templates
VL
MACDH
PR
VOL
1 Day
1 Week
ATRSSL
ATRLSL
HL - Ent
HL - SL
HL
ATR
ABC
TL
DC
DCG
ECM
FGP
FXPO
GFRD
GFS
GNC
GSS
GVC
HICL
HICL Infra Co Shs GBP - HICL (LSE) - 1 Week Bar Chart - GBP - No Layout
167.0000
162.0000
160.0000
163.400
HICL - HICL Infrastructure Shares Gp
Sell on Stop - 160
Initial Stop Loss - 167
Trade Risk - 7 p
Volume
13 Bar (1.00 Multiplied) ATR
3.907
Date: Friday, September 2, 2016 Open: 174.700 High: 181.000 Low: 174.200 Close: 179.700 Range: 6.800 Volume: 8,274,221 High Date: Friday, September 2, 2016 Low Date: Tuesday, August 30, 2016 Position: 544 Cursor Value : 136.20

Optuma
File
New
Tools
Settings
Data
Alerts
Searches
Help
WRPC
MA
1 Month
Targets
BB
Templates
VL
MACDH
PR
VOL
1 Day
1 Week
ATRSSL
ATRLSL
HL - Ent
HL - SL
HL
ATR
ABC
TL
DCG
ECM
FGP
FXPO
GFRD
GFS
GNC
GSS
GVC
HICL
HLMA
Halma Plc - HLMA (LSE) - 1 Week Bar Chart - GBP - No Layout
1,018.0000
996.0000
947.0000
HLMA - Halma Plc
Buy on Stop - 1018
Initial Stop Loss - 947
Trade Risk - 71 p
755.259
Volume
13 Bar (1.00 Multiplied) ATR
43.39
Friday, November 25, 2016
Date: Friday, November 25, 2016 Open: 1,007.000 High: 1,037.000 Low: 950.000 Close: 970.000 Range: 87.000 Volume: 7,992,015 High Date: Tuesday, November 22, 2016 Low Date: Wednesday, November 23, 2016 Position: 1171 Cursor Value : 7

Optuma
File
New
Tools
Settings
Data
Alerts
Searches
Help
WRPC
MA
1 Month
Targets
BB
Templates
VL
MACDH
PR
VOL
1 Day
1 Week
ATRSSL
ATRLSL
HL - Ent
HL - SL
HL
ATR
ABC
TL
ECM
FGP
FXPO
GFRD
GFS
GNC
GSS
GVC
HICL
HLMA
INVP
Investec Plc - INVP (LSE) - 1 Week Bar Chart - GBP - No Layout
604.000
592.000
567.000
589.00
INVP - Investec Plc
Buy on Stop - 604
Initial Stop Loss - 567
Trade Risk - 37 p
Volume
13 Bar (1.00 Multiplied) ATR
Date: Friday, August 5, 2016 Open: 454.70 High: 468.00 Low: 439.70 Close: 466.80 Range: 28.30 Volume: 9,194,066 High Date: Friday, August 5, 2016 Low Date: Tuesday, August 2, 2016 Position: 732 Cursor Value : 536.26

Optuma
File
New
Tools
Settings
Data
Alerts
Searches
Help
WRPC
MA
1 Month
Targets
BB
Templates
VL
MACDH
PR
VOL
1 Day
1 Week
ATRSSL
ATRLSL
HL - Ent
HL - SL
HL
ATR
ABC
TL
FGP
FXPO
GFRD
GFS
GNC
GSS
GVC
HICL
HLMA
INVP
KAZ
KAZ Minerals PLC - KAZ (LSE) - 1 Week Bar Chart - GBP - No Layout
573.000
506.000
479.000
519.50
KAZ - KAZ Minerals Plc
Sell on Stop - 479
Initial Stop Loss - 573
Trade Risk - 94 p
Volume
13 Bar (1.00 Multiplied) ATR
Date: Friday, May 6, 2016 Open: 171.80 High: 173.15 Low: 152.89 Close: 167.70 Range: 20.26 Volume: 3,759,905 High Date: Tuesday, May 3, 2016 Low Date: Wednesday, May 4, 2016 Position: 552 Cursor Value : 362.93

Optuma
File
New
Tools
Settings
Data
Alerts
Searches
Help
WRPC
MA
1 Month
Targets
BB
Templates
VL
MACDH
PR
VOL
1 Day
1 Week
ATRSSL
ATRLSL
HL - Ent
HL - SL
HL
ATR
ABC
TL
FXPO
GFRD
GFS
GNC
GSS
GVC
HICL
HLMA
INVP
KAZ
KIE
Kier Group Plc - KIE (LSE) - 1 Week Bar Chart - GBP - No Layout
1,519.0000
1,487.0000
1,469.000
1,429.0000
KIE - Kier Group
Buy on Stop - 1519
Initial Stop Loss - 1429
Trade Risk - 90 p
Volume
Thousand
13 Bar (1.00 Multiplied) ATR
Date: Friday, June 10, 2016 Open: 1,223.000 High: 1,247.280 Low: 1,182.000 Close: 1,182.000 Range: 65.280 Volume: 508,845 High Date: Tuesday, June 7, 2016 Low Date: Friday, June 10, 2016 Position: 1017 Cursor Value : 1700.87

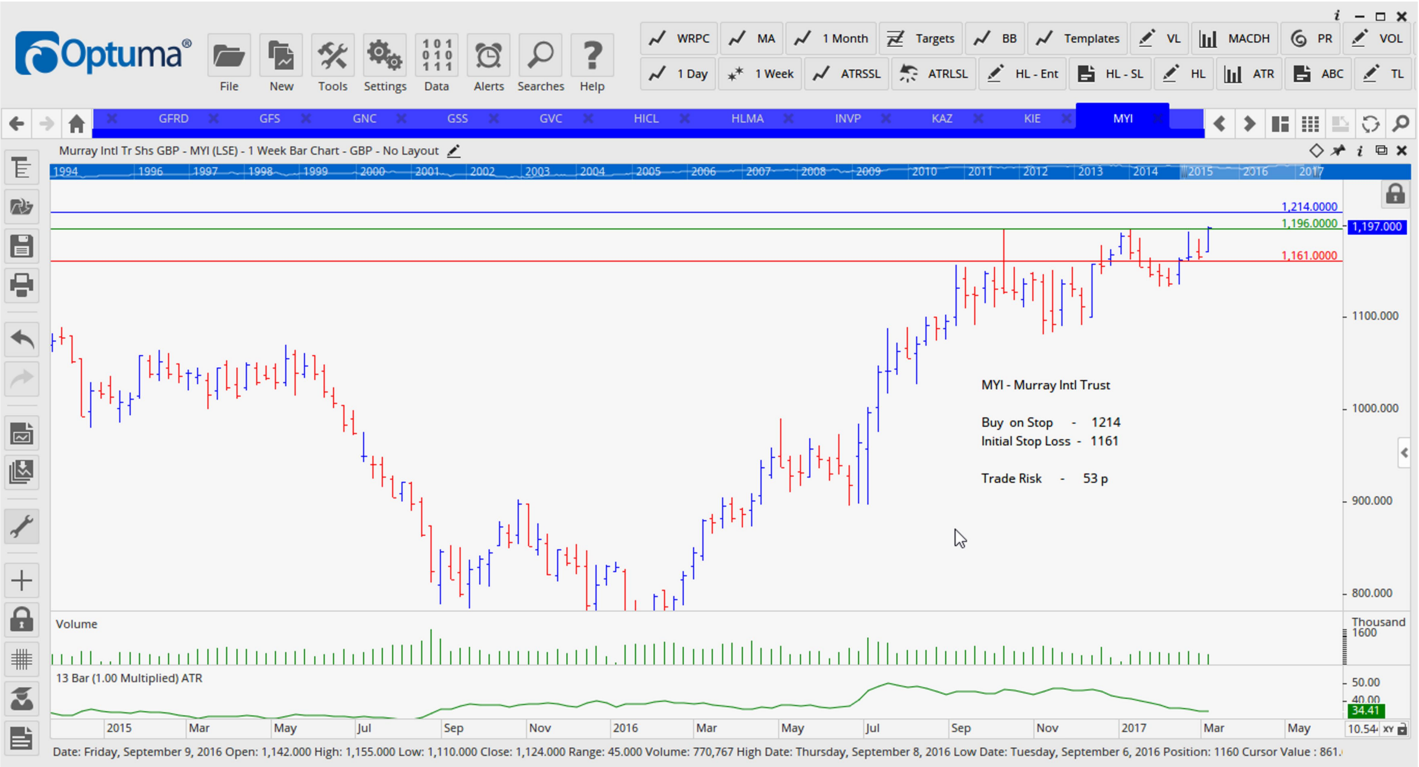
Optuma
File
New
Tools
Settings
Data
Alerts
Searches
Help
WRPC
MA
1 Month
Targets
BB
Templates
VL
MACDH
PR
VOL
1 Day
1 Week
ATRSSL
ATRLSL
HL - Ent
HL - SL
HL
ATR
ABC
TL
GFRD
GFS
GNC
GSS
GVC
HICL
HLMA
INVP
KAZ
KIE
MYI
Murray Intl Tr Shs GBP - MYI (LSE) - 1 Week Bar Chart - GBP - No Layout
1,214.0000
1,196.0000
1,197.000
1,161.0000
MYI - Murray Intl Trust
Buy on Stop - 1214
Initial Stop Loss - 1161
Trade Risk - 53 p
Volume
Thousand
13 Bar (1.00 Multiplied) ATR
Date: Friday, September 9, 2016 Open: 1,142.000 High: 1,155.000 Low: 1,110.000 Close: 1,124.000 Range: 45.000 Volume: 770,767 High Date: Thursday, September 8, 2016 Low Date: Tuesday, September 6, 2016 Position: 1160 Cursor Value : 861.

Optuma
File
New
Tools
Settings
Data
Alerts
Searches
Help
WRPC
MA
1 Month
Targets
BB
Templates
VL
MACDH
PR
VOL
1 Day
1 Week
ATRSSL
ATRLSL
HL - Ent
HL - SL
HL
ATR
ABC
TL
GFS
GNC
GSS
GVC
HICL
HLMA
INVP
KAZ
KIE
MYI
PAG
Paragon Group Of Companies Plc - PAG (LSE) - 1 Week Bar Chart - GBP - No Layout
440.000
419.000
409.000
424.80
PAG - Paragon Group of Companies
Sell on Stop - 409
Initial Stop Loss - 440
Trade Risk - 31 p
Volume
Million
13 Bar (1.00 Multiplied) ATR
Date: Friday, August 5, 2016 Open: 273.30 High: 276.90 Low: 256.70 Close: 276.30 Range: 20.20 Volume: 4,536,417 High Date: Monday, August 1, 2016 Low Date: Tuesday, August 2, 2016 Position: 1124 Cursor Value : 379.80

Optuma
File
New
Tools
Settings
Data
Alerts
Searches
Help
WRPC
MA
1 Month
Targets
BB
Templates
VL
MACDH
PR
VOL
1 Day
1 Week
ATRSSL
ATRLSL
HL - Ent
HL - SL
HL
ATR
ABC
TL
GNC
GSS
GVC
HICL
HLMA
INVP
KAZ
KIE
MYI
PAG
PRU
Prudential Plc - PRU (LSE) - 1 Week Bar Chart - GBP - No Layout
1,684.0000
1,649.0000
1,589.0000
1,648.500
PRU - Prudential Plc
Buy on Stop - 1684
Initial Stop Loss - 1589
Trade Risk - 95 p
Volume
Million
13 Bar (1.00 Multiplied) ATR
Date: Friday, August 19, 2016 Open: 1,427.000 High: 1,445.000 Low: 1,366.850 Close: 1,383.000 Range: 78.150 Volume: 26,771,544 High Date: Monday, August 15, 2016 Low Date: Friday, August 19, 2016 Position: 1389 Cursor Value : 1529.37

Optuma
File
New
Tools
Settings
Data
Alerts
Searches
Help
WRPC
MA
1 Month
Targets
BB
Templates
VL
MACDH
PR
VOL
1 Day
1 Week
ATRSSL
ATRLSL
HL - Ent
HL - SL
HL
ATR
ABC
TL
GSS
GVC
HICL
HLMA
INVP
KAZ
KIE
MYI
PAG
PRU
QQ
QinetiQ Group PLC - QQ (LSE) - 1 Week Bar Chart - GBP - No Layout
283.0000
268.0000
262.0000
QQ - QinetiQ Group Limited
Sell on Stop - 262
Initial Stop Loss - 283
Trade Risk - 21 p
Volume
13 Bar (1.00 Multiplied) ATR
Date: Friday, January 13, 2017 Open: 266.600 High: 267.700 Low: 256.600 Close: 262.900 Range: 11.100 Volume: 8,941,640 High Date: Monday, January 9, 2017 Low Date: Thursday, January 12, 2017 Position: 570 Cursor Value : 200.06

Optuma
File
New
Tools
Settings
Data
Alerts
Searches
Help
WRPC
MA
1 Month
Targets
BB
Templates
VL
MACDH
PR
VOL
1 Day
1 Week
ATRSSL
ATRLSL
HL - Ent
HL - SL
HL
ATR
ABC
TL
GVC
HICL
HLMA
INVP
KAZ
KIE
MYI
PAG
PRU
QQ
RDSA
Royal Dutch Shell Plc - RDSA (LSE) - 1 Week Bar Chart - GBP - No Layout
2,183.0000
2,093.0000
2,048.0000
RDSA - Royal Dutch Shell Plc
Bell on Stop - 2048
Initial Stop Loss - 2183
Trade Risk - 135 p
Volume
13 Bar (1.00 Multiplied) ATR
Date: Friday, April 1, 2016 Open: 1,688.500 High: 1,727.000 Low: 1,635.000 Close: 1,668.000 Range: 92.000 Volume: 20,980,953 High Date: Wednesday, March 30, 2016 Low Date: Friday, April 1, 2016 Position: 1369 Cursor Value : 2403.18

Optuma
File
New
Tools
Settings
Data
Alerts
Searches
Help
WRPC
MA
1 Month
Targets
BB
Templates
VL
MACDH
PR
VOL
1 Day
1 Week
ATRSSL
ATRLSL
HL - Ent
HL - SL
HL
ATR
ABC
TL
HICL
HLMA
INVP
KAZ
KIE
MYI
PAG
PRU
QQ
RDSA
RPC
Rpc Group Plc - RPC (LSE) - 1 Week Bar Chart - GBP - No Layout
954.000
906.000
880.000
905.00
RPC - Rpc Group Plc
Sell on Stop - 880
Initial Stop Loss - 954
Trade Risk - 74 p
Volume
13 Bar (1.00 Multiplied) ATR
Date: Friday, March 18, 2016 Open: 745.00 High: 757.00 Low: 735.50 Close: 740.00 Range: 21.50 Volume: 3,344,654 High Date: Wednesday, March 16, 2016 Low Date: Thursday, March 17, 2016 Position: 1136 Cursor Value : 1015.15

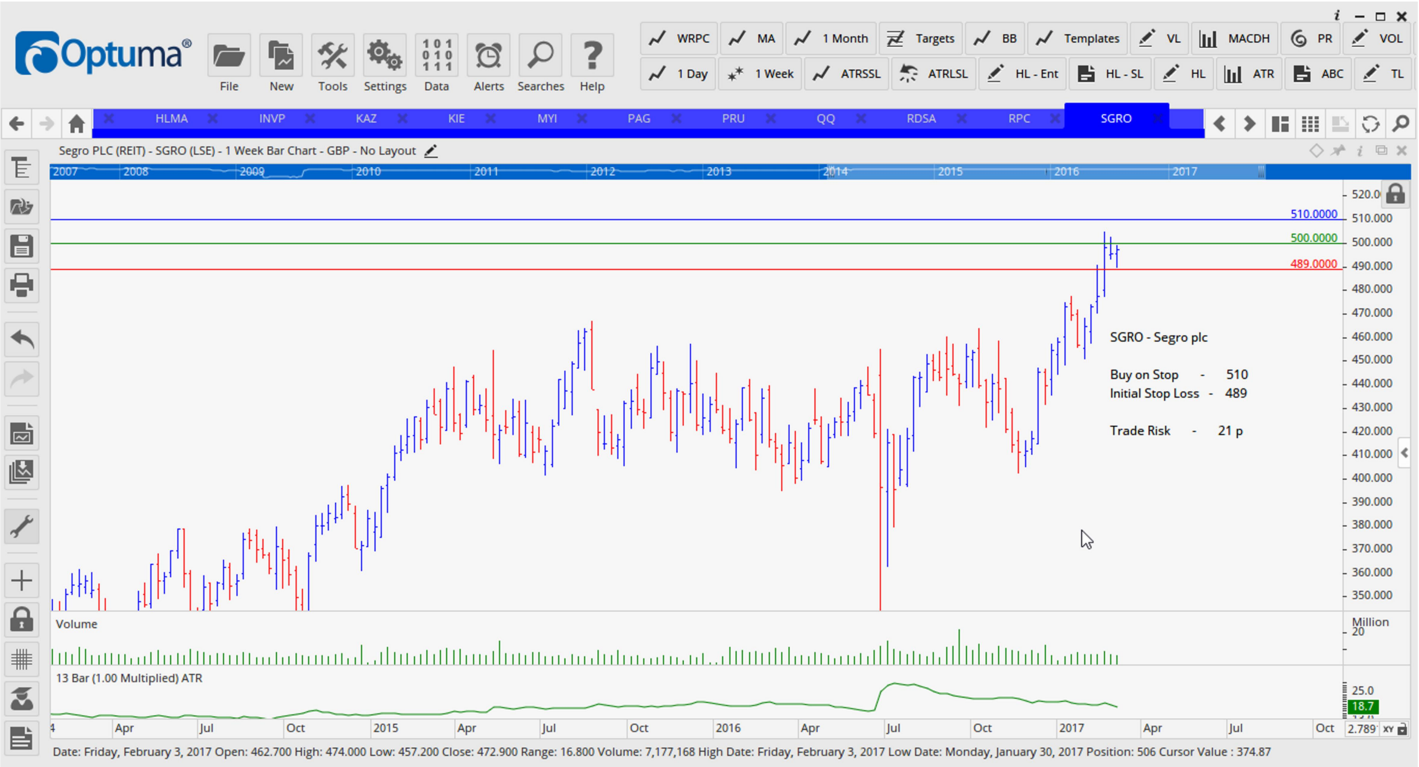
Optuma
File
New
Tools
Settings
Data
Alerts
Searches
Help
WRPC
MA
1 Month
Targets
BB
Templates
VL
MACDH
PR
VOL
1 Day
1 Week
ATRSSL
ATRLSL
HL - Ent
HL - SL
HL
ATR
ABC
TL
HLMA
INVP
KAZ
KIE
MYI
PAG
PRU
QQ
RDSA
RPC
SGRO
Segro PLC (REIT) - SGRO (LSE) - 1 Week Bar Chart - GBP - No Layout
510.0000
500.0000
489.0000
SGRO - Segro plc
Buy on Stop - 510
Initial Stop Loss - 489
Trade Risk - 21 p
Volume
13 Bar (1.00 Multiplied) ATR
Date: Friday, February 3, 2017 Open: 462.700 High: 474.000 Low: 457.200 Close: 472.900 Range: 16.800 Volume: 7,177,168 High Date: Friday, February 3, 2017 Low Date: Monday, January 30, 2017 Position: 506 Cursor Value : 374.87

Optuma
File
New
Tools
Settings
Data
Alerts
Searches
Help
WRPC
MA
1 Month
Targets
BB
Templates
VL
MACDH
PR
VOL
1 Day
1 Week
ATRSSL
ATRLSL
HL - Ent
HL - SL
HL
ATR
ABC
TL
INVP
KAZ
KIE
MYI
PAG
PRU
QQ
RDSA
RPC
SGRO
SL
Standard Life PLC - SL (LSE) - 1 Week Bar Chart - GBP - No Layout
SL - Standard Life Plc
Buy on Stop - 391
Initial Stop Loss - 361
Trade Risk - 30 p
391.0000
381.0000
361.0000
378.500
Volume
13 Bar (1.00 Multiplied) ATR
Date: Friday, October 16, 2015 Open: 423.300 High: 425.700 Low: 404.500 Close: 411.400 Range: 21.200 Volume: 10,491,376 High Date: Monday, October 12, 2015 Low Date: Wednesday, October 14, 2015 Position: 483 Cursor Value : 299.32

Optuma
File
New
Tools
Settings
Data
Alerts
Searches
Help
WRPC
MA
1 Month
Targets
BB
Templates
VL
MACDH
PR
VOL
1 Day
1 Week
ATRSSL
ATRLSL
HL - Ent
HL - SL
HL
ATR
ABC
TL
KAZ
KIE
MYI
PAG
PRU
QQ
RDSA
RPC
SGRO
SL
TALK
Talktalk Telecom Group Plc - TALK (LSE) - 1 Week Bar Chart - GBP - No Layout
TALK - Talktalk Telecom
Buy on Stop - 181
Initial Stop Loss - 150
Trade Risk - 31
181.0000
173.0000
150.0000
171.400
Volume
13 Bar (1.00 Multiplied) ATR
Date: Friday, April 22, 2016 Open: 239.800 High: 260.400 Low: 234.500 Close: 250.900 Range: 25.900 Volume: 4,762,448 High Date: Wednesday, April 20, 2016 Low Date: Monday, April 18, 2016 Position: 317 Cursor Value : 325.05

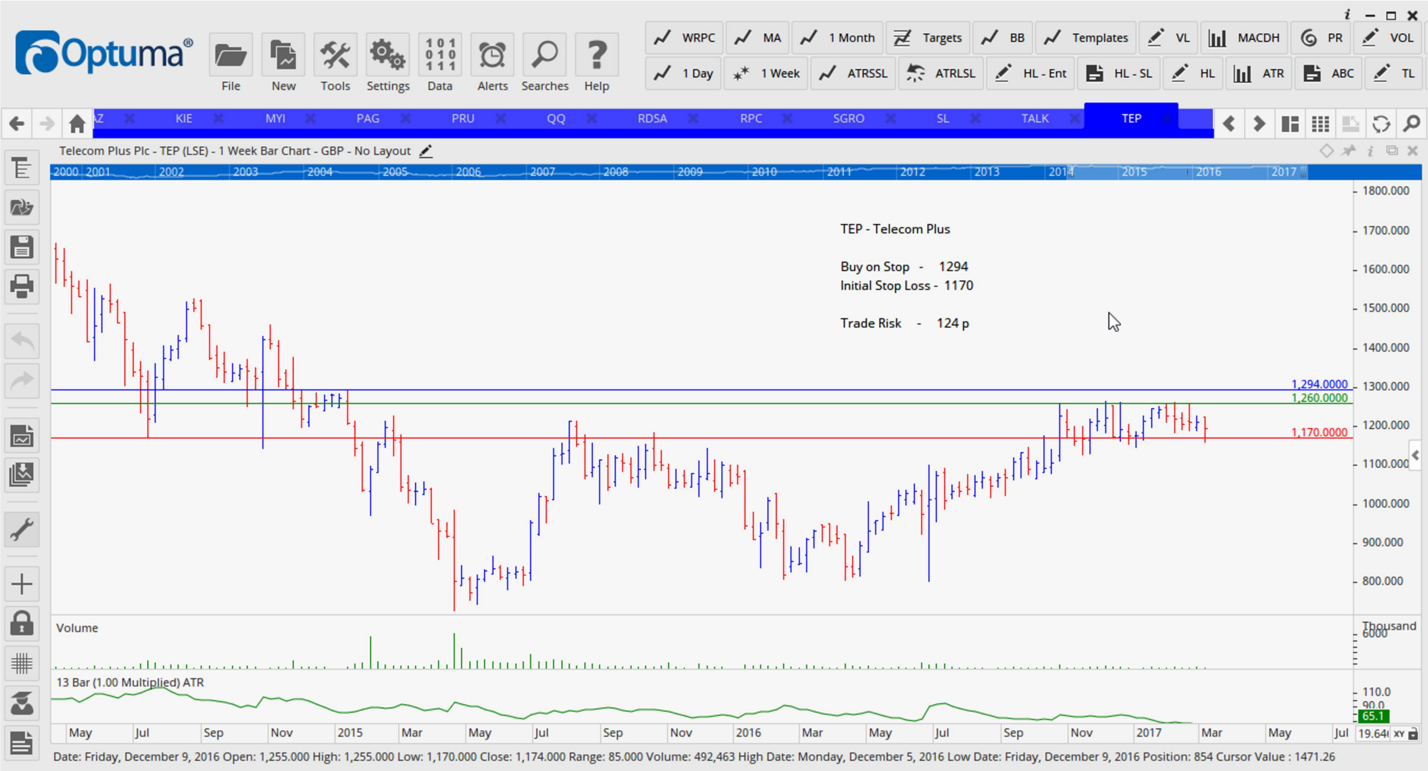
Optuma
File
New
Tools
Settings
Data
Alerts
Searches
Help
WRPC
MA
1 Month
Targets
BB
Templates
VL
MACDH
PR
VOL
1 Day
1 Week
ATRSSL
ATRLSL
HL - Ent
HL - SL
HL
ATR
ABC
TL
KIE
MYI
PAG
PRU
QQ
RDSA
RPC
SGRO
SL
TALK
TEP
Telecom Plus Plc - TEP (LSE) - 1 Week Bar Chart - GBP - No Layout
TEP - Telecom Plus
Buy on Stop - 1294
Initial Stop Loss - 1170
Trade Risk - 124 p
1,294.0000
1,260.0000
1,170.0000
Volume
13 Bar (1.00 Multiplied) ATR
Date: Friday, December 9, 2016 Open: 1,255.000 High: 1,255.000 Low: 1,170.000 Close: 1,174.000 Range: 85.000 Volume: 492,463 High Date: Monday, December 5, 2016 Low Date: Friday, December 9, 2016 Position: 854 Cursor Value : 1471.26

Optuma
File
New
Tools
Settings
Data
Alerts
Searches
Help
WRPC
MA
1 Month
Targets
BB
Templates
VL
MACDH
PR
VOL
1 Day
1 Week
ATRSSL
ATRLSL
HL - Ent
HL - SL
HL
ATR
ABC
TL
MYI
PAG
PRU
QQ
RDSA
RPC
SGRO
SL
TALK
TEP
TRIG
Renwbls Infr Gr Red.Shs GBP - TRIG (LSE) - 1 Week Bar Chart - USD - No Layout
TRIG - Renwbls Infr GR
Sell on Stop - 104.5
Initial Stop Loss - 108
Trade Risk - 3.5 p
108.000
106.000
104.500
Volume
13 Bar (1.00 Multiplied) ATR
Date: Friday, December 16, 2016 Open: 109.60 High: 109.80 Low: 107.00 Close: 107.00 Range: 2.80 Volume: 6,129,871 High Date: Monday, December 12, 2016 Low Date: Friday, December 16, 2016 Position: 176 Cursor Value : 94.32