

Week Ending 16th March 2012

There were big drives down on all markets last week which have triggered a number of stop losses. Prices finished close to their closes last week after the spikes down early in the week.

Have a great week all

Australian Stock Exchange: - Currency – AUD\$

Entries: Telecom Corporation of New Zealand

Exits: Mineral Resources

The colour coding we are currently using is as follows:

Amended orders or stops

Retained Orders or stops – no change

New working orders

Immediate action required

Short Sell

Open Positions

Stops:	Old	Action	New
--------	-----	--------	-----

Amended

Retained

Australia Infrastructure AIX	1.994	Retain	1.994
Hastings Diversified HDF	2.027	Retain	2.027
Telecom Corp of N.Z. TEL	1.688	Retain	1.688
Toll Holdings TOL	4.87	Retain	5.295

Cancelled Orders

AcruX Limited, Molopo Energy, NewsCorp, Orica, Sandfire Resources

Working Orders

Commodity	Code	Direction	Entry	Stop
-----------	------	-----------	-------	------

Amended

AWE Limited	AWE	Buy	1.894	1.74
Invocare	IVC	Buy	8.156	7.804
Macquarie Group	MQG	Buy	27.53	25.63

Retained

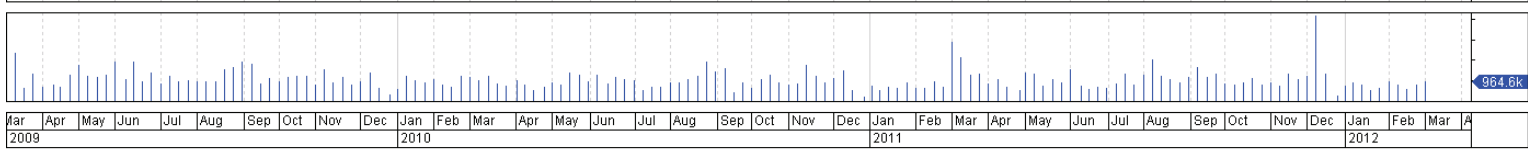
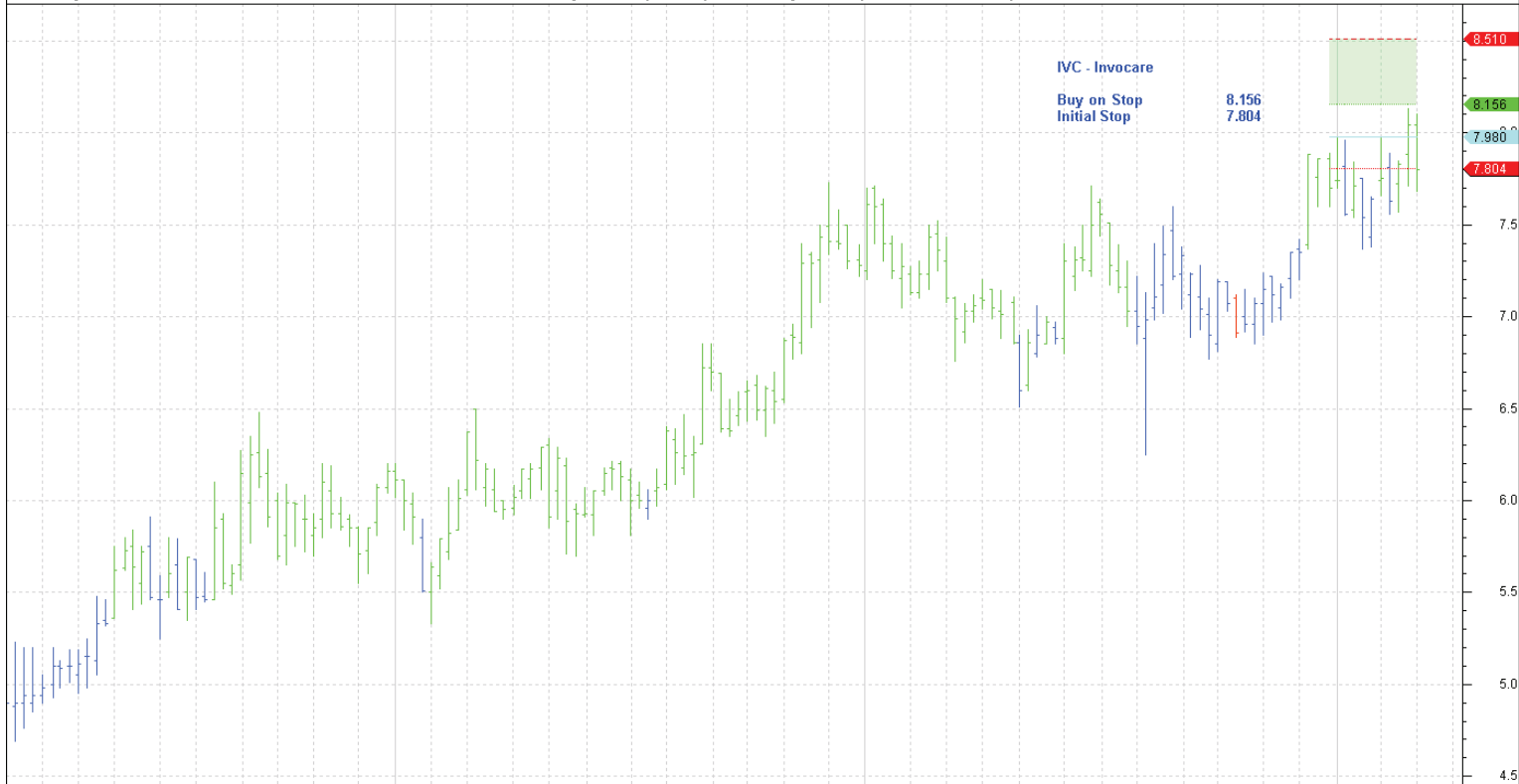
Nil

New

Charts

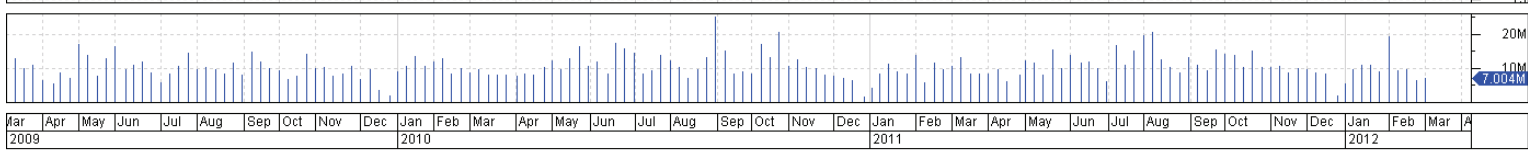
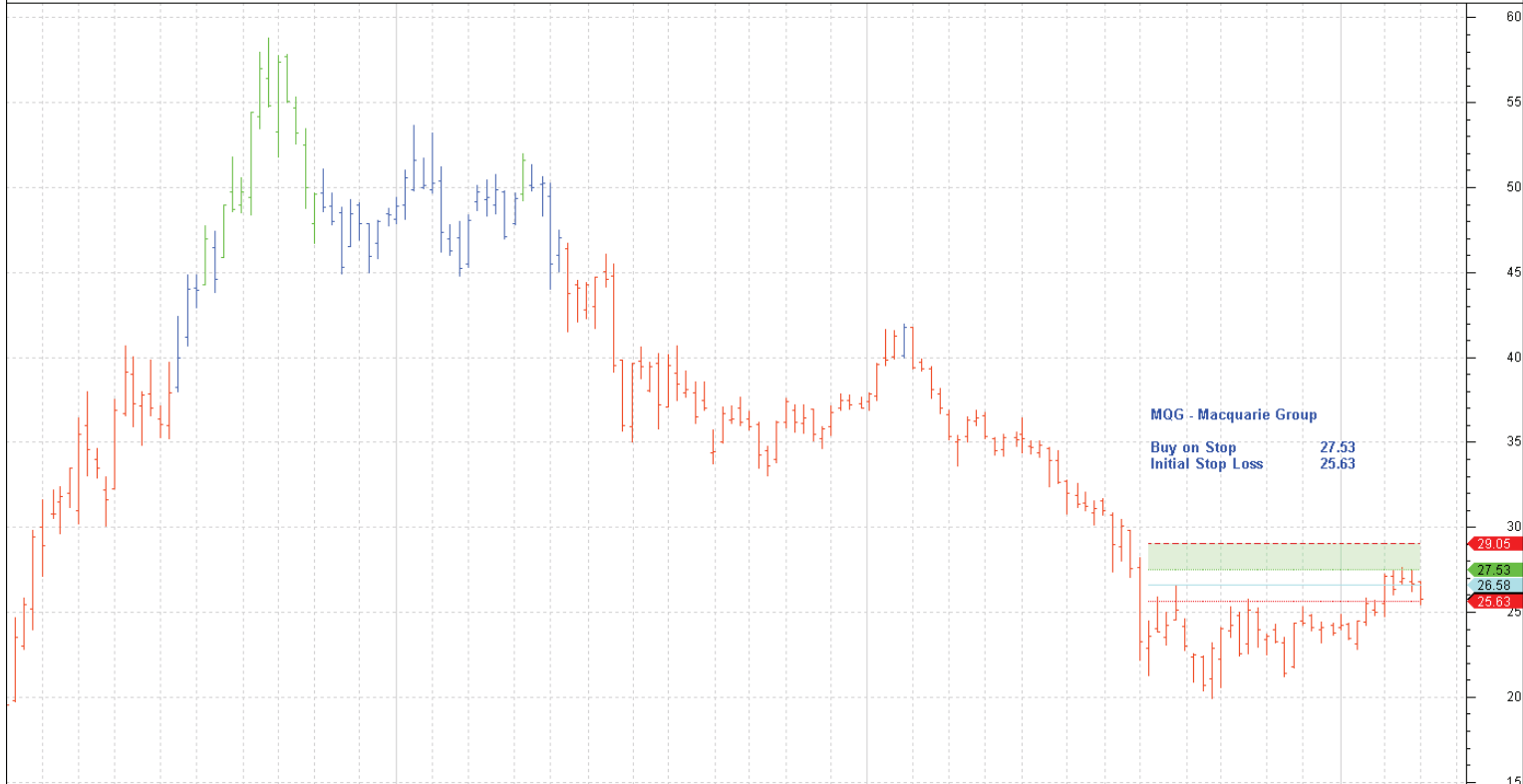


IVC Weekly CI=7.80000 O=8.04000 H=8.10000 L=7.68000 -0.24000 -2.99% IVC Weekly LW-DIPC(1.5,5,34) IVC Weekly LW-MCL(19-12-2011,7.98,5,C,C) Ma=8.51000 Mi=8.15600 R=7.98000 I=7.80400 09-03-2012



Mar 2009 Apr May Jun Jul Aug Sep Oct Nov Dec 2010 Jan Feb Mar Apr May Jun Jul Aug Sep Oct Nov Dec 2011 Jan Feb Mar Apr May Jun Jul Aug Sep Oct Nov Dec 2012 Jan Feb Mar A
© BullSystems www.bullsystems.com

MQG Weekly CI=25.80000 O=26.82000 H=26.83000 L=25.48000 -0.90000 -3.37% MQG Weekly LW-DIPC(1.5,5,34) MQG Weekly LW-MCL(01-08-2011,26.58,5,C,C) Ma=29.05000 Mi=27.53400 R=26.58000 I=25.6260 09-03-2012



Mar 2009 Apr May Jun Jul Aug Sep Oct Nov Dec 2010 Jan Feb Mar Apr May Jun Jul Aug Sep Oct Nov Dec 2011 Jan Feb Mar Apr May Jun Jul Aug Sep Oct Nov Dec 2012 Jan Feb Mar A
© BullSystems www.bullsystems.com

