

Week Ending 18th May 2012

NYSE has presented several new possible opportunities for the coming week, and seems to have settled down a little from the previous couple of weeks

Have a great week all

New York Stock Exchange

Currency – USD\$

Entries: Bard Incorporated, Campbells Soups, FirstEnergy

Exits: McGraw-Hill Corp

The colour coding we are currently using is as follows:

Amended orders or stops

Retained Orders or stops – no change

New working orders

Immediate action required

Short Sell

Open Positions

Stops:	Code	Old	Action	New
--------	------	-----	--------	-----

Amended

Avelonbay	AVB	141.72	Amend	142.86
American Express	AXP	57.02	Amend	57.53
DTE Energy	DTE	53.53	Amend	54.26
McCormick	MKC	53.57	Amend	54.11

Retained

Allergan Inc	AGN	90.62	Retain	90.62
American Tower	AMT	63.78	Retain	63.78
Bard Incorporated	BCR	98.39	Retain	98.39
Campbells Soups	CPB	33.59	Retain	33.59
CBS Corporation	CBS	31.53	Retain	31.53

CMS Energy	CMS	21.52	Retain	21.52
FirstEnergy	FE	45.81	Retain	45.81
Ingersoll Rand	IR	40.97	Retain	40.97
JDS Uniphase	JDSU	12.41	Retain	12.41
Marsh & McLennan	MMC	32.91	Retain	32.91
Sherwin Williams	SHW	113.6	Retain	113.6
Williams	WMB	31.09	Retain	31.09
Yum Brands	YUM	68.98	Retain	68.98

Cancelled Orders

Precision Castparts Corp, Snap On Inc

Working Orders

Company	Code	Direction	Entry	Stop
---------	------	-----------	-------	------

Amended

Omnicom Group	OMC	Buy	52.02	50.48
---------------	-----	-----	-------	-------

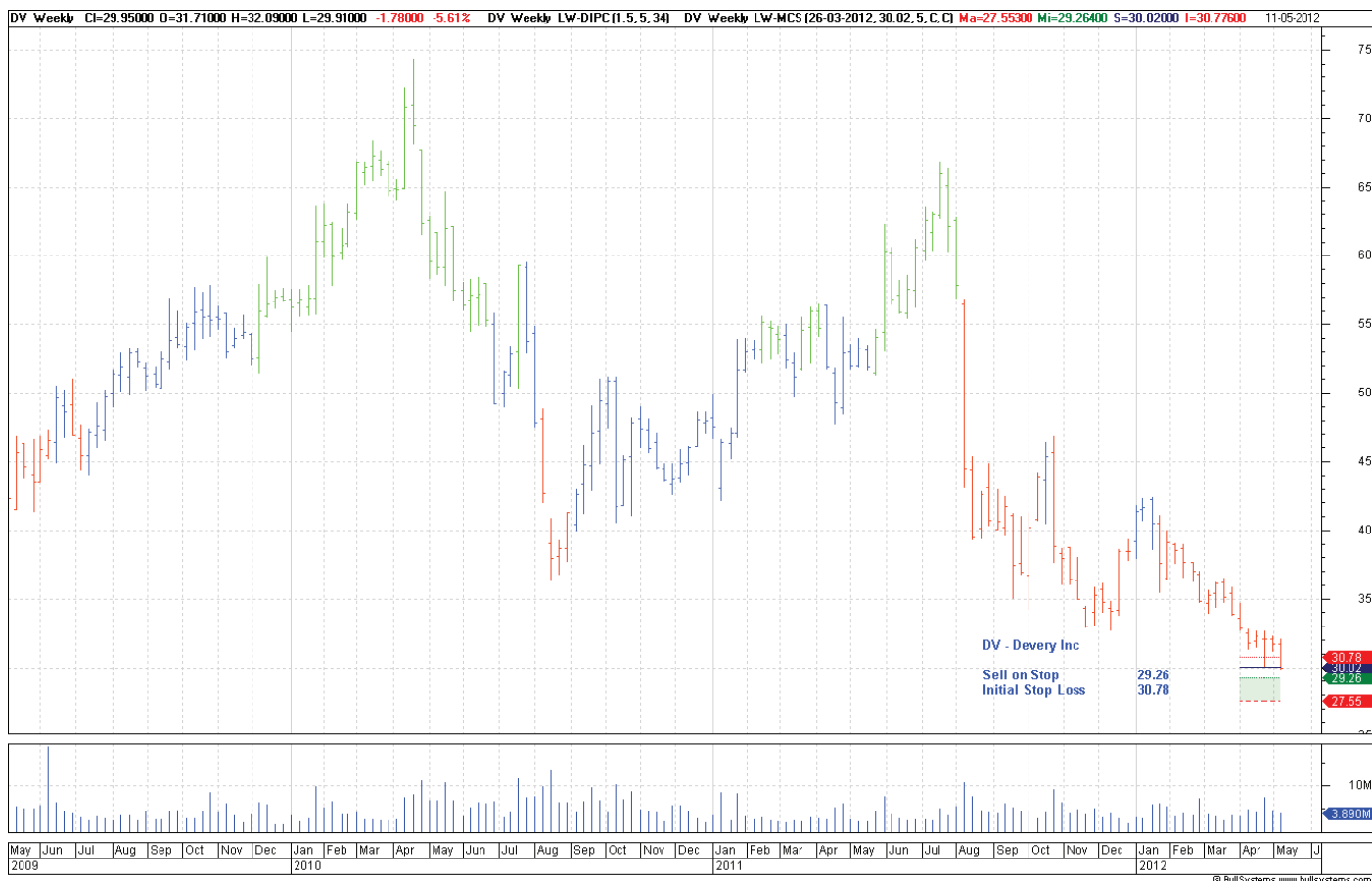
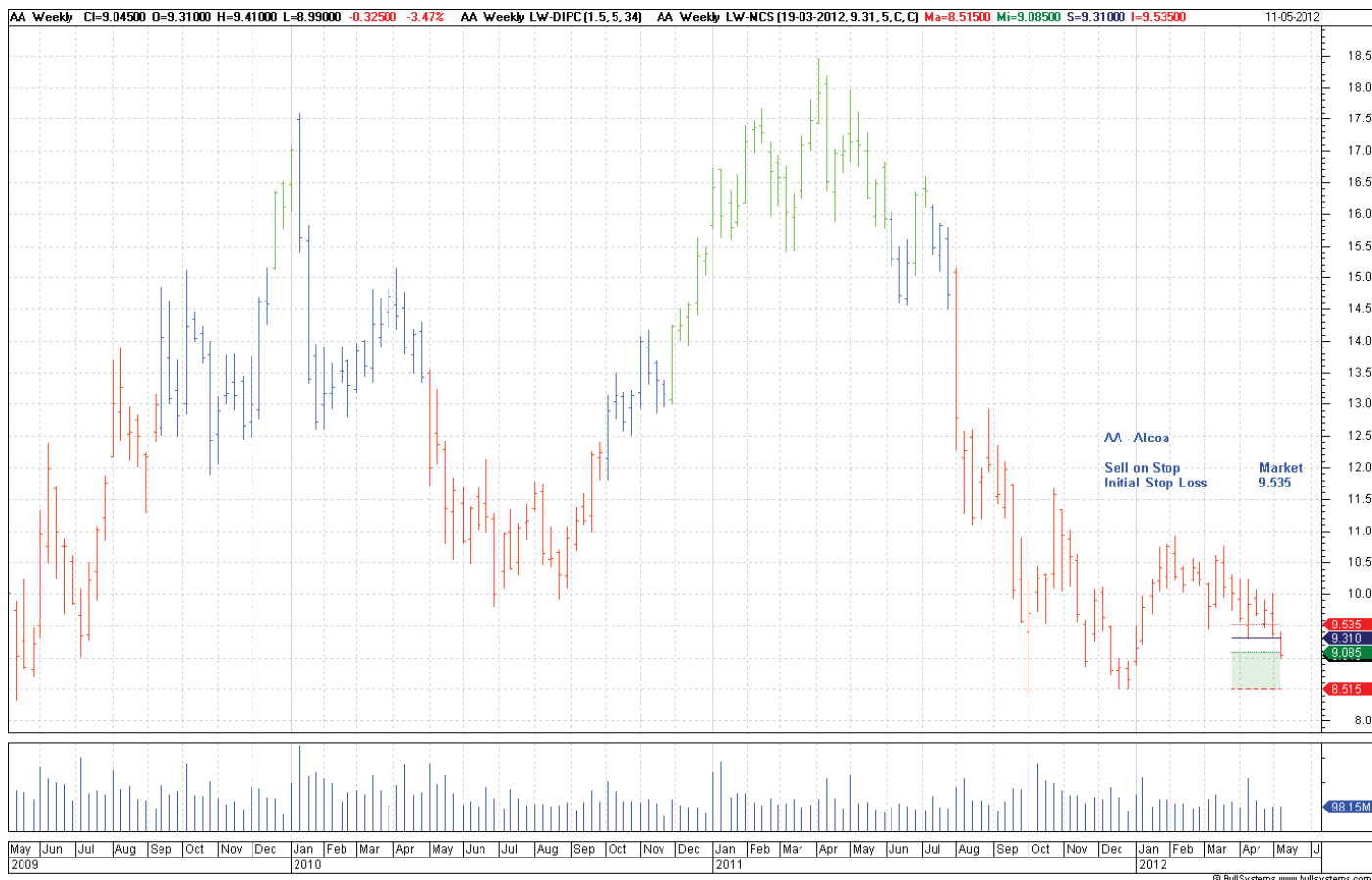
Retained

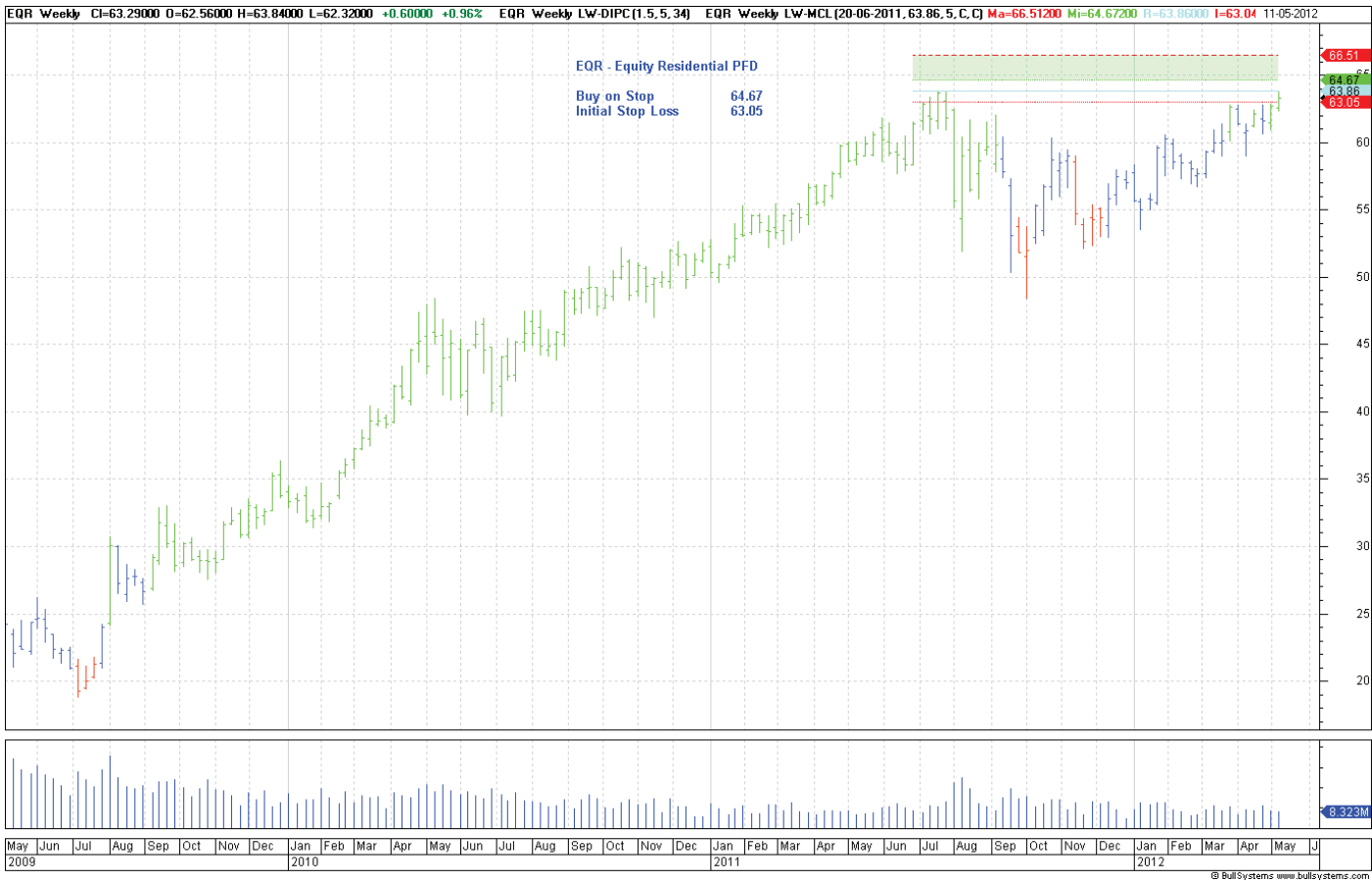
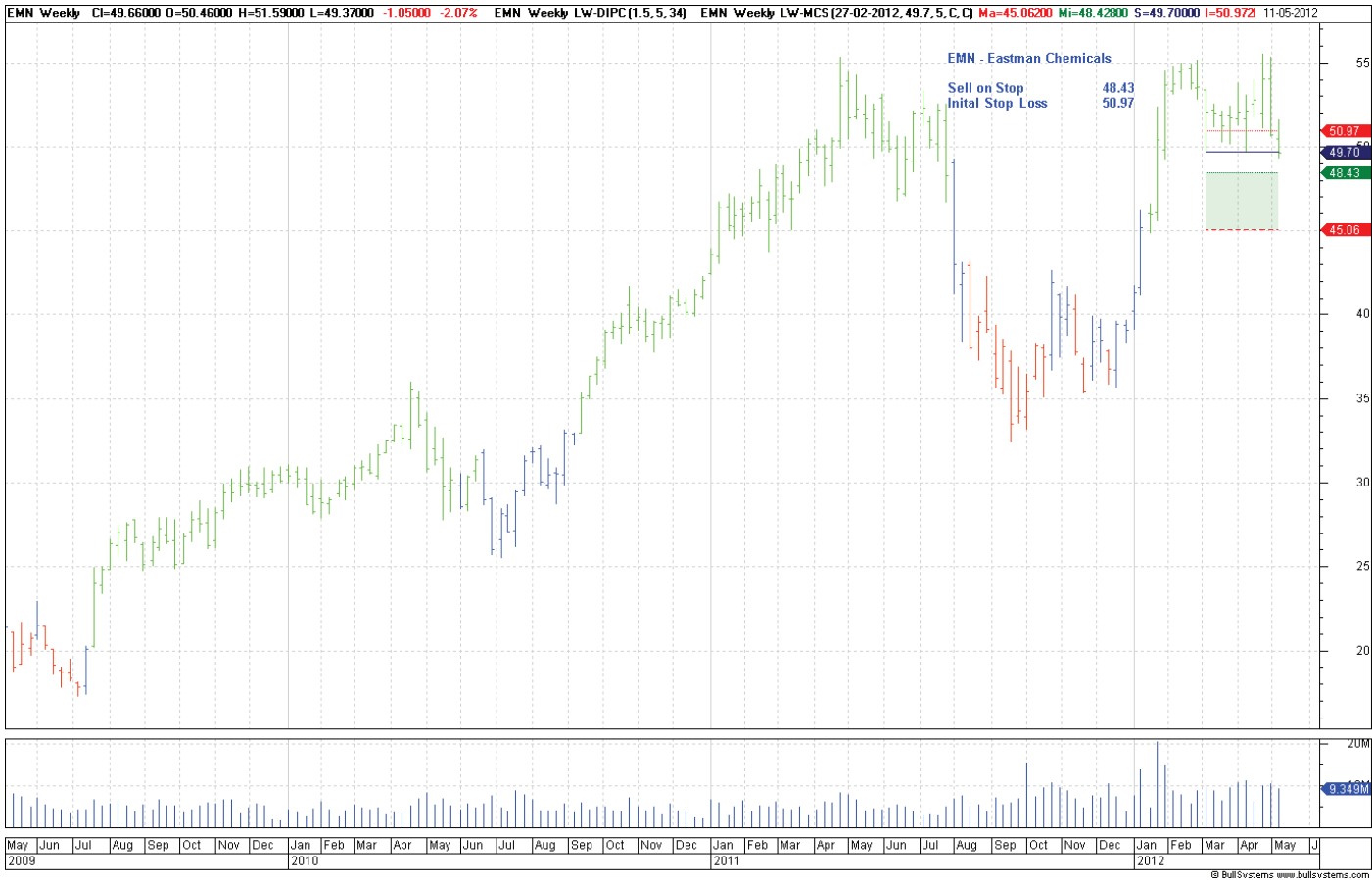
Nil

New

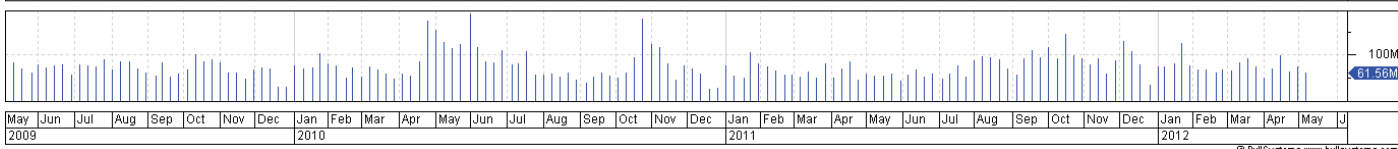
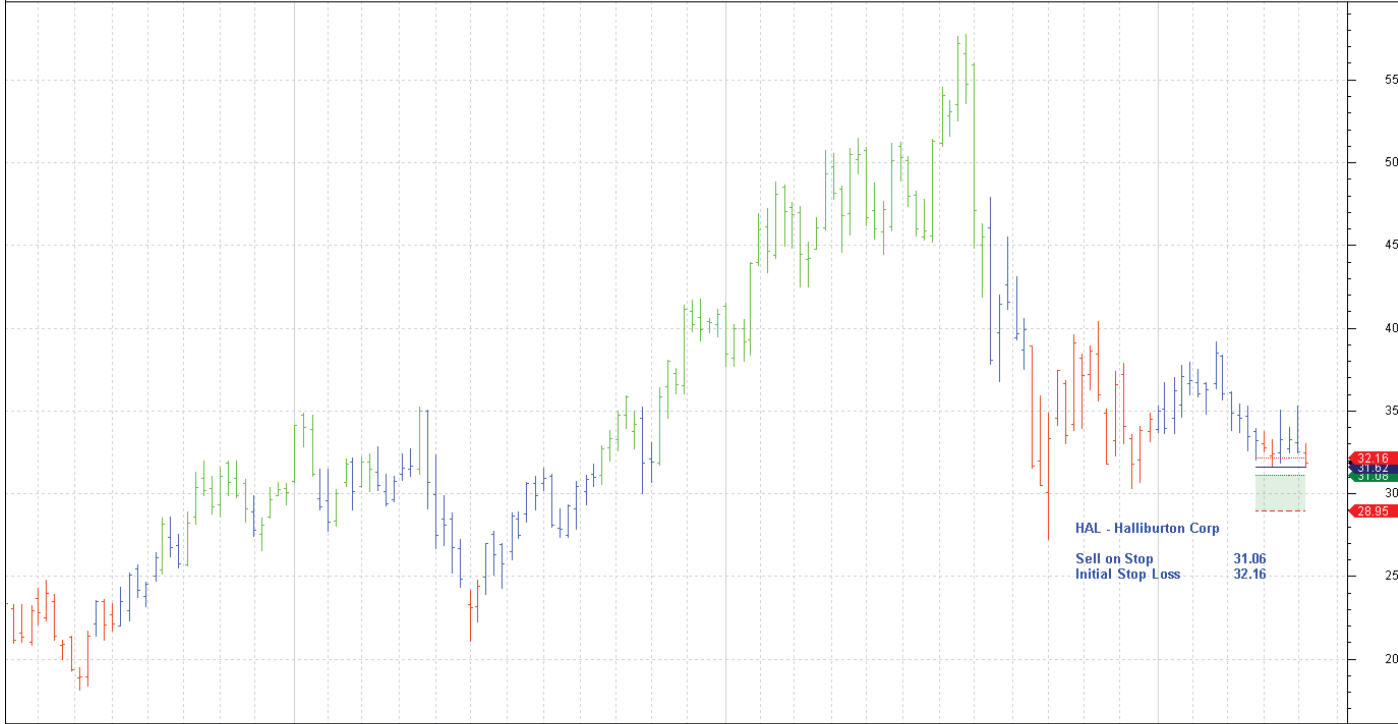
Alcoa	AA	Sell	Market	9.525
Devery Incorporated	DV	Sell	29.26	30.78
Eastman Chemicals	EMN	Sell	48.43	50.97
Equity Residential	EQR	Buy	64.67	63.05
Halliburton	HAL	Sell	31.06	32.16
Heinz HJ	HNZ	Buy	55.61	54.39
Integrays Energy Group	TEG	Buy	55.59	53.87
Target	TGT	Sell	55.17	56.83
US Steel	X	Sell	23.96	25.60
XCEL Energy	XEL	Buy	28.35	27.51

Charts



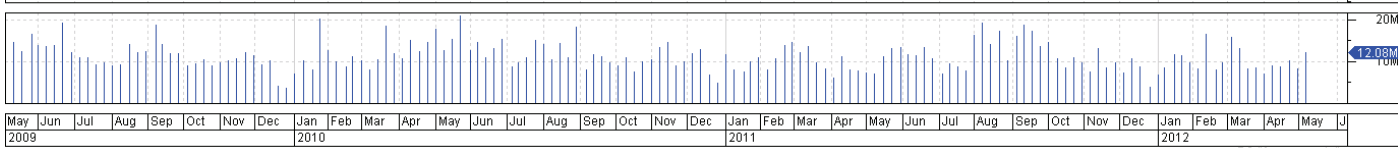


HAL Weekly CI=31.83000 O=32.49000 H=33.00000 L=31.59000 -0.70000 -2.15% HAL Weekly LW-DIPC(1.5,5,34) HAL Weekly LW-MCS(19-03-2012,31.62,5,C,C) Ma=28.94602 Mi=31.08000 S=31.62000 I=32.1600 11-05-2012



© BullSystems www.bullsystems.com

HNZ Weekly CI=54.82000 O=53.30000 H=55.07000 L=53.26000 +1.51000 +2.83% HNZ Weekly LW-DIPC(1.5,5,34) HNZ Weekly LW-MCL(18-04-2011,55,5,C,C) Ma=56.80400 Mi=55.60800 S=55.00000 I=54.39200 11-05-2012



© BullSystems www.bullsystems.com

