

FOREX DAILY - REPORT

Wednesday 3rd August 2016

Currencies – AUD, CAD, CHF, EUR, GBP, JPY, NZD, SGD, USD,

There were 3 entries, 1 TP1 exits, 1 TP2 exit, 0 TP3 exits and 2 Stop exits and 0 close at markets in Forex Daily.

There are 3 new orders for today.

Please check into this Forex Position size calculator – we believe it is 1 of the best available - <http://www.myfxbook.com/forex-calculators/position-size>

We recommend that Forex orders for Mondays, not be placed until 4 hours after opening – around 02:00 GMT – this is because of the volatility and gapping which often happens around that opening

Entries: AUDUSD Sell, GBPAUD Buy, GBPUSD Buy W 1.3290,

Exits: AUDUSD Sell, GBPAUD Buy,

Take Profit Reached: EURUSD Buy 1.1227 TP 2, NZDCAD Buy 0.94601 TP

The colour coding we are currently using is as follows:

Amended orders or stops

Retained Orders or stops – no change

New working orders

Immediate action required

Short Sell

POSITIONS:

PAIR:		OLD	ACTION	NEW	TP1	TP2	TP3
-------	--	-----	--------	-----	-----	-----	-----

Close Positions

Amended

Stop Positions

AUDJPY	Sell	78.493	Amend	78.044	75.05		
GBPUSD	Buy	1.30177	Retain	1.3101	1.3530		
GBPUSD	Buy	1.3121	Retain	1.3101		1.3630	

Retained

Stop Positions

EURNZD	Sell		1.5670	Retain	1.5670	1.5216	
GBPJPY	Sell		138.31	Amend	138.07	131.96	
GBPUSD	Buy	W	1.3101	Retain	1.3101	1.3481	1.3736
GBPNZD	Sell		1.8632	Retain	1.8632	1.7912	

WORKING ORDERS:

CANCELLED ORDERS:

EURGBP Buy

Name	Direction	Entry	Stop Loss	TP1	TP2	TP3	Trade Risk
------	-----------	-------	-----------	-----	-----	-----	------------

Amended

Stop Orders

EURGBP	Sell	L	0.8373	0.8498	0.8271	0.8169	125 pips
GBPUSD	Sell	L	1.3146	1.3375	1.2966	1.2787	229 pips

Retained

Stop Orders

GBPCAD	Buy	W	1.7568	1.7318	1.8036		250 pips
USDCAD	Buy	W	1.3147	1.3033	1.3253	1.3402	114 pips

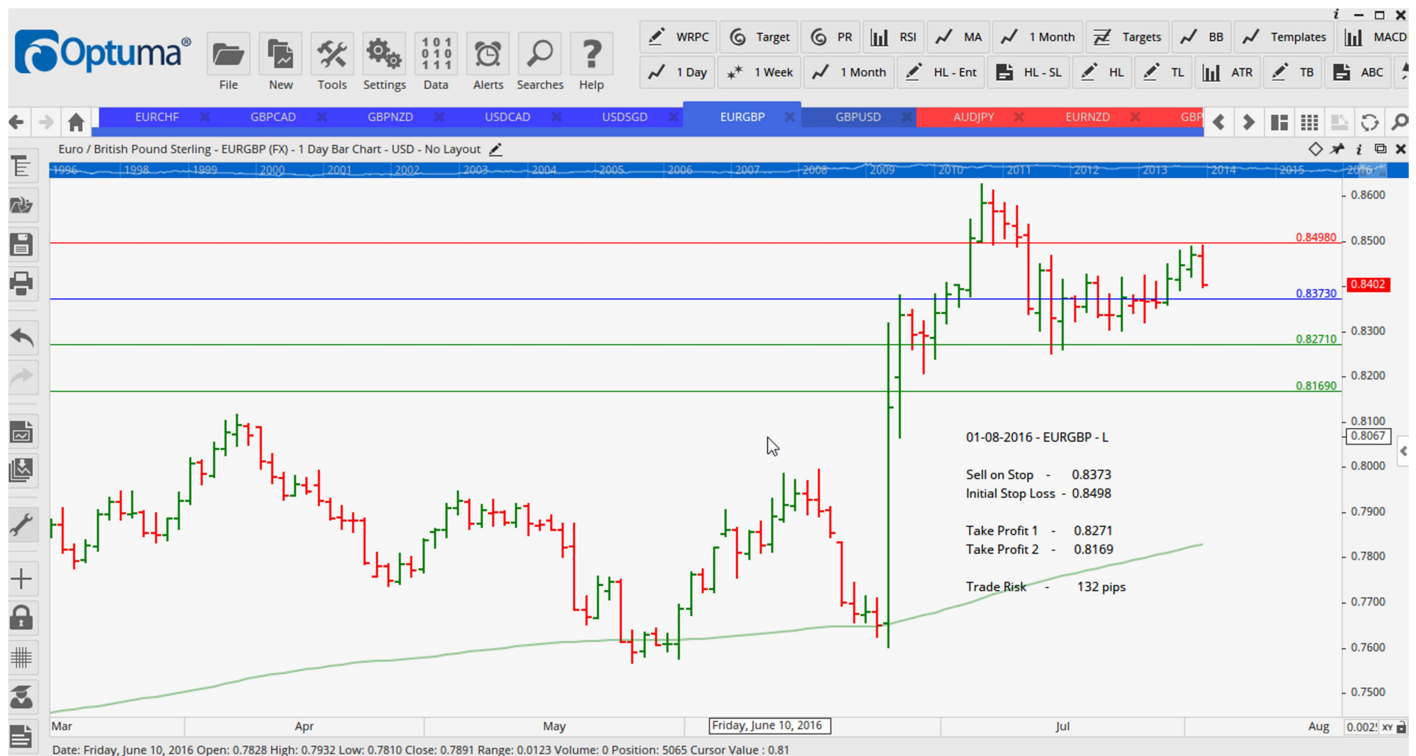
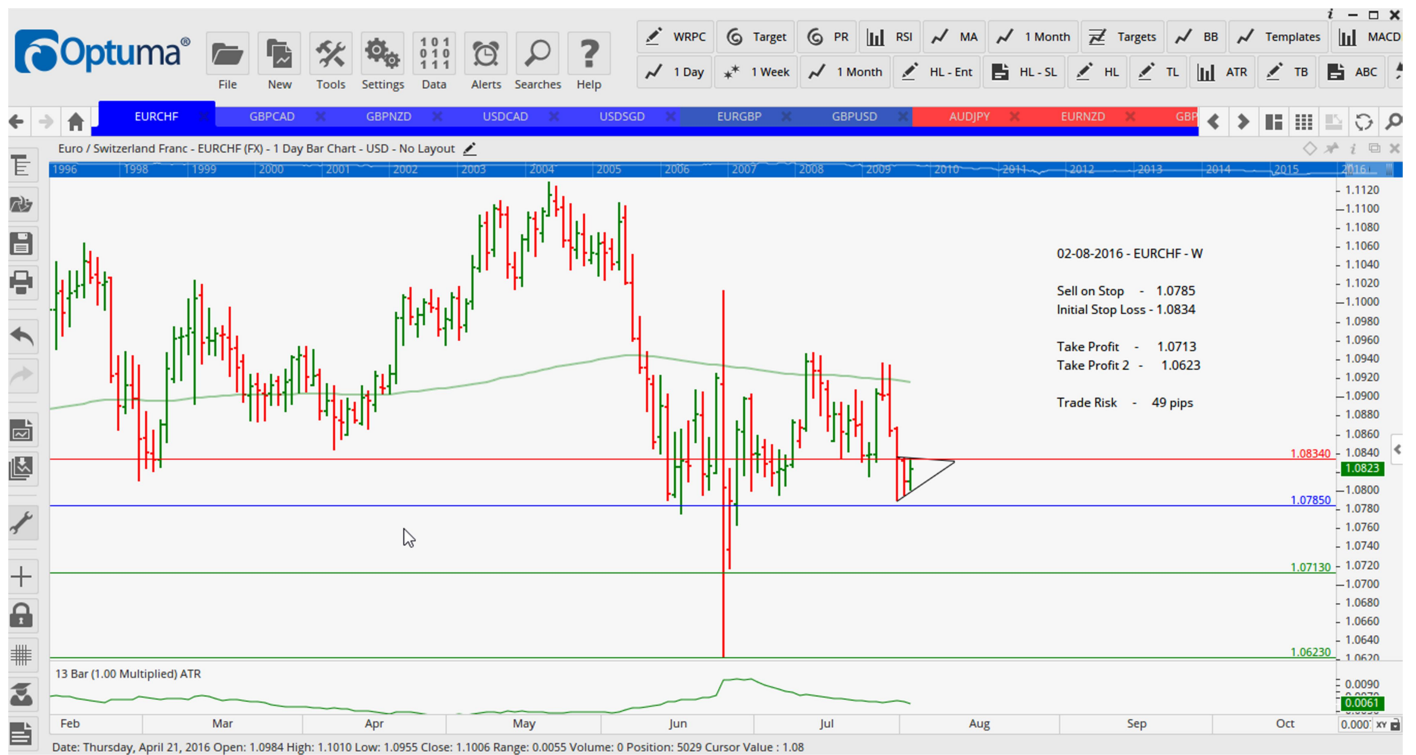
NEW ORDERS:

Name	Order Type		Entry	S. L.	TP1	TP2	TP3	Trade Risk
------	------------	--	-------	-------	-----	-----	-----	------------

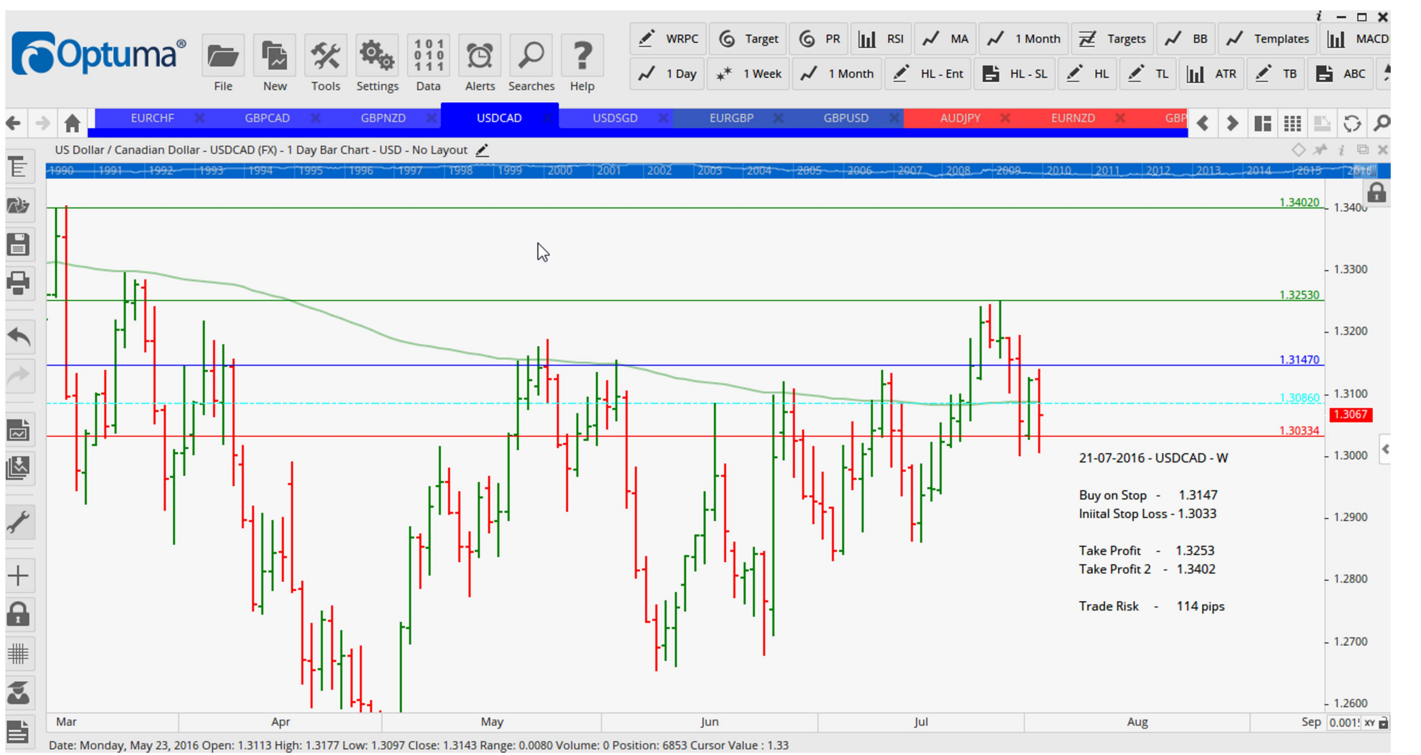
Stop Orders

EURCHF	Sell	W	1.0785	1.0834	1.0713	1.0623		49 pips
GBPNZD	Buy	W	1.8550	1.8263	1.8799	1.9008		287 pips
USDSGD	Buy	W	1.3453	1.3373	1.3570	1.3632		83 pis

CHARTS:







US Dollar / Singapore Dollar - USDSGD (FX) - 1 Day Bar Chart - USD - No Layout

