

FOREX DAILY - REPORT

Monday 17th October 2016

Currencies – AUD, CAD, CHF, EUR, GBP, JPY, NZD, SGD, USD,

There were 8 entries, 2 TP1 exits, 1 TP2 exit, 0 TP3 exits, 4 Stop exit and 0 close at markets in Forex Daily.

There are 11 new orders for today.

Please check into this Forex Position size calculator – we believe it is 1 of the best available - <http://www.myfxbook.com/forex-calculators/position-size>

We recommend that Forex orders for Mondays, not be placed until 4 hours after opening – around 02:00 GMT – this is because of the volatility and gapping which often happens around the London opening for Forex

Entries: AUDJPY Buy C, AUDUSD Buy SR, CADCHF Buy C, CADJPY Buy C, NZDCHF Buy SR, NZDUSD Buy KR, USDCAD Sell NR, USDSGD Sell NR

Exits: AUDUSD Sell W – EKR, AUDUSD Sell NC, EURNZD Buy NC, USDSGD Sell NR

Take Profit Reached: EURCAD Sell KR – TP 1 & TP 2, CADCHF Buy C – TP 1

Close at Market:

The colour coding we are currently using is as follows:

Amended orders or stops

Retained Orders or stops – no change

New working orders

Immediate action required

Short Sell

POSITIONS:

PAIR:	OLD	ACTION	NEW	TP1	TP2	TP3
-------	-----	--------	-----	-----	-----	-----

Close Position

Amended

Stop Positions

CADCHF Buy C	0.7444	Amend	0.7503	0.7531	0.7599	
CADJPY Buy C	77.968	Amend	78.33	80.079	81.512	

NZDCAD	Sell	NR	0.9453	Amend	0.9397	0.9246	0.9157
--------	------	----	--------	-------	--------	--------	--------

Retained

Stop Positions

AUDCAD	Sell	KR	1.0055	Retain	1.0055	0.9895	0.9826
AUDCAD	Sell	W	1.0060	Retain	1.0060	0.9948	0.9835
AUDJPY	Buy	C	78.415	Retain	78.415	80.785	82.100
AUDUSD	Buy	SR	0.7539	Retain	0.7539	0.7651	0.7708
EURJPY	Sell	KR	115.504	Retain	115.504	113.690	112.730
NZDCHF	Buy	SR	0.6969	Retain	0.6969	0.7082	0.7138
NZDUSD	Buy	KR	0.7062	Retain	0.7062	0.7198	0.7311
USDCAD	Sell	NR	1.31985	Retain	1.31985	1.30301	1.2934

WORKING ORDERS:

CANCELLED ORDERS:

AUDJPY Sell KR, AUDNZD Sell NR, CADJPY Sell NR, EURUSD Buy SR, USDCHF Sell NR

Name	Direction	Entry	Stop Loss	TP1	TP2	TP3	TR
------	-----------	-------	-----------	-----	-----	-----	----

Amended

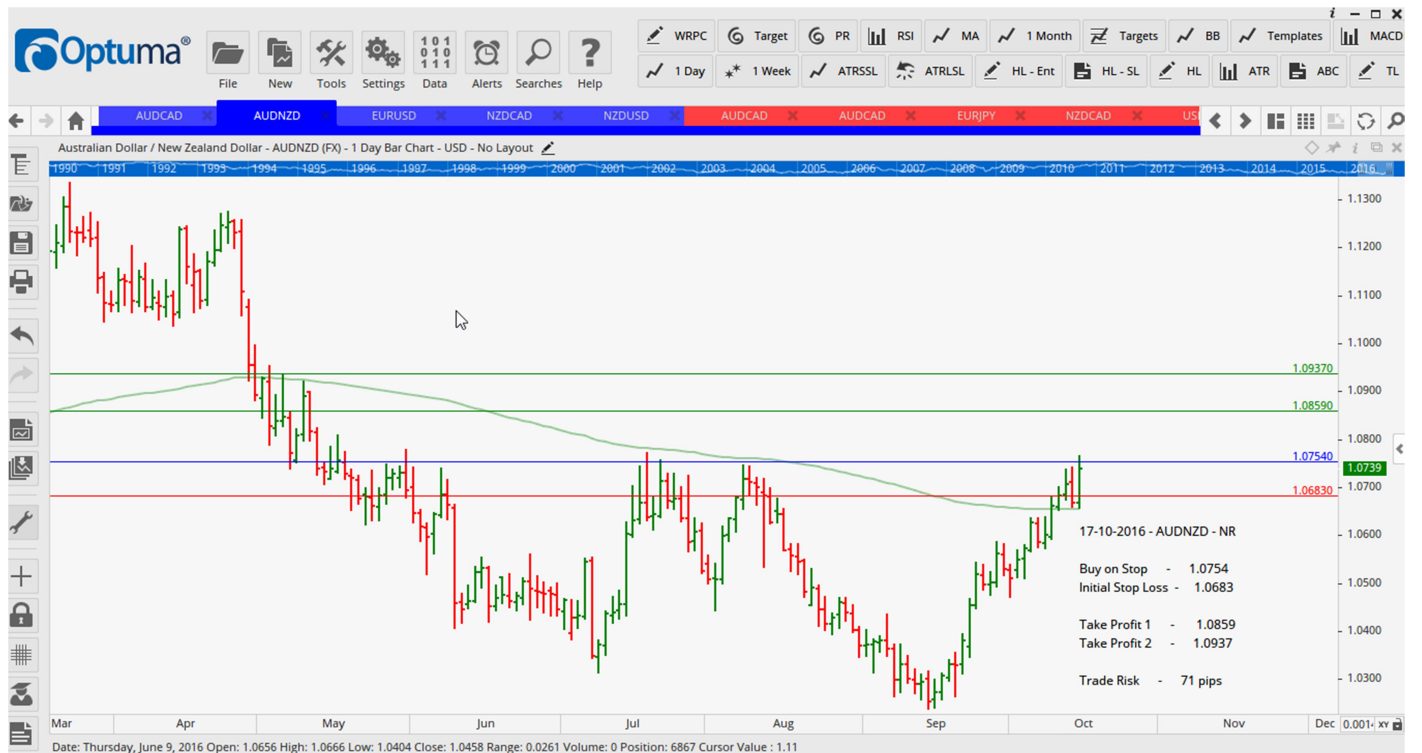
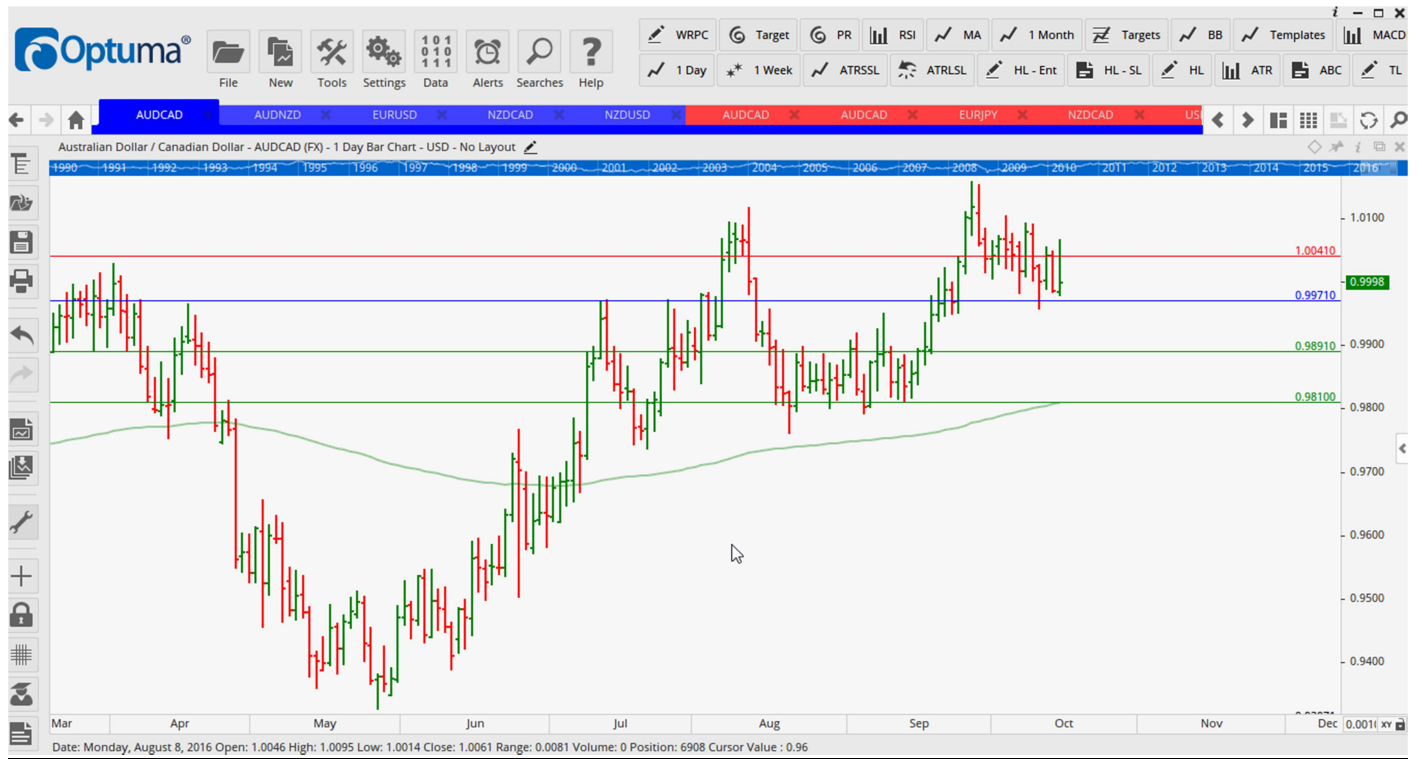
Retained

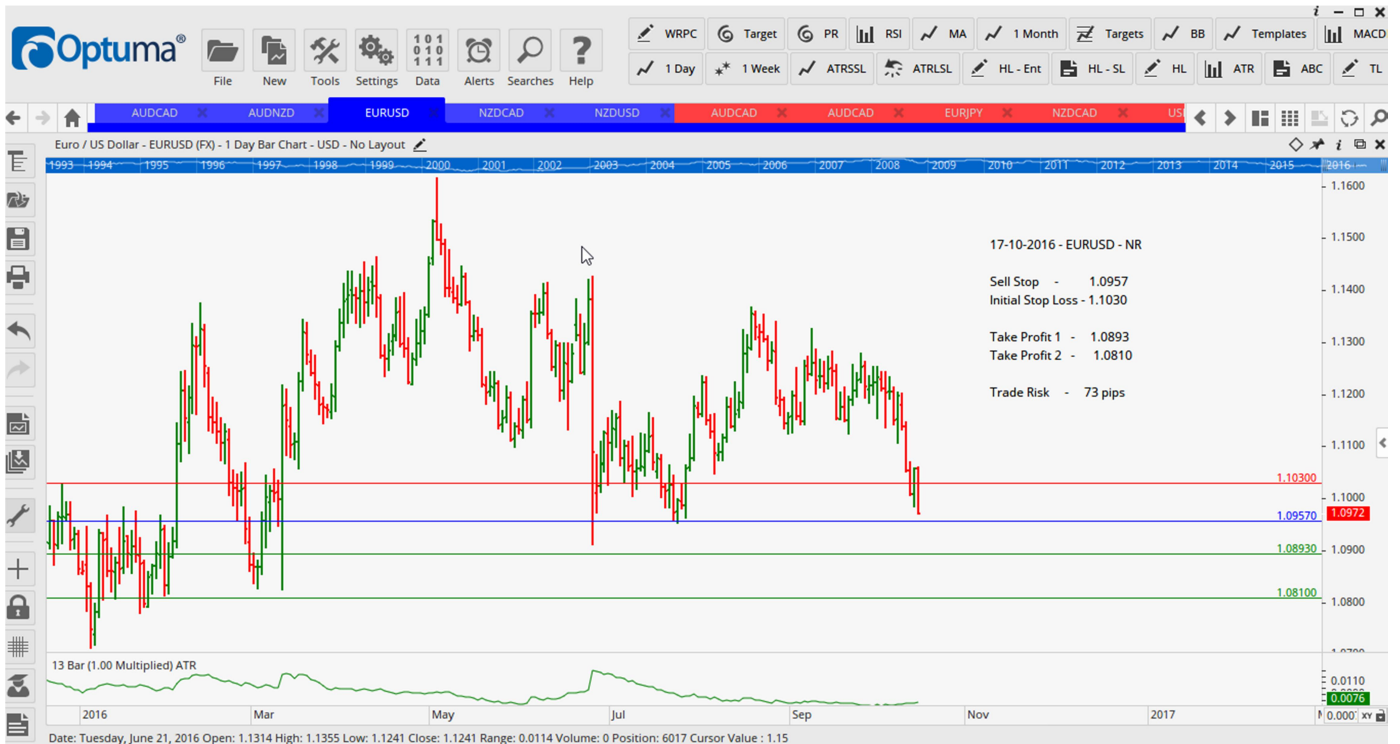
AUDCAD	Sell	NR	0.9971	1.0041	0.9891	0.9810	70
--------	------	----	--------	--------	--------	--------	----

NEW ORDERS:

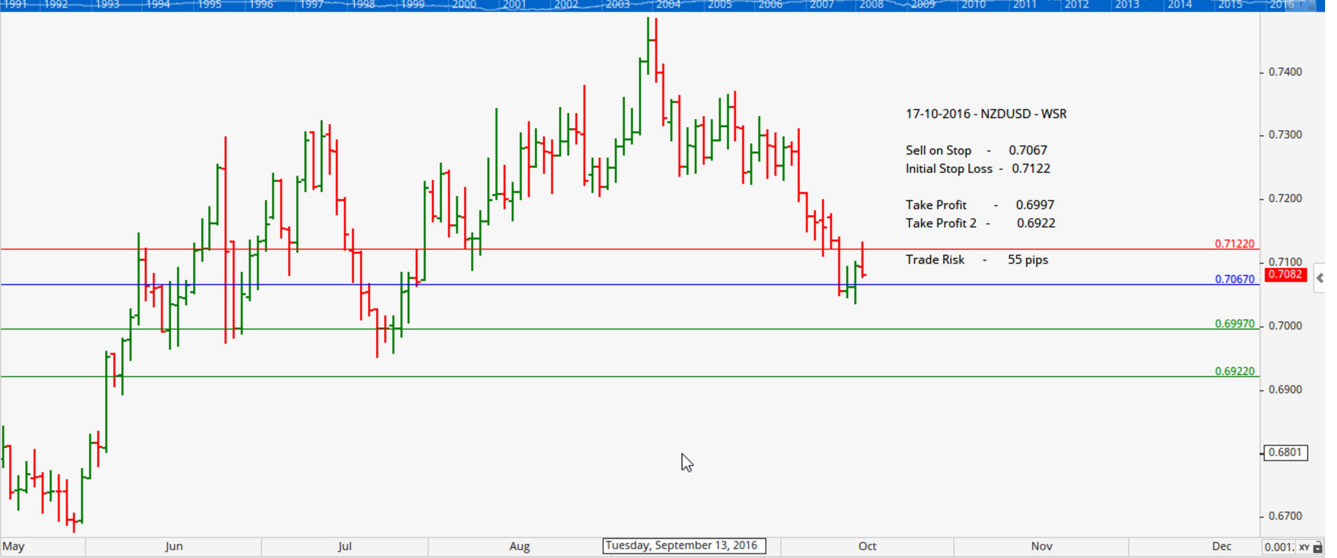
Name	Order Type	Code	Entry	S. L.	TP1	TP2	TP3	TR pips
AUDNZD	Buy	NR	1.0754	1.0683	1.0859	1.0937		71
EURUSD	Sell	NR	1.0957	1.1030	1.0893	1.0810		73
NZDCAD	Sell	WSR	0.9302	0.9376	0.9221	0.9118		74
NZDUSD	Sell	WSR	0.7067	0.7122	0.6997	0.6922		55

CHARTS:





New Zealand Dollar / US Dollar - NZDUSD (FX) - 1 Day Bar Chart - USD - No Layout



Date: Tuesday, September 13, 2016 Open: 0.7353 High: 0.7365 Low: 0.7235 Close: 0.7252 Range: 0.0130 Volume: 0 Position: 6624 Cursor Value : 0.68